



**European Arab Horse Sports
Commission**

Green Book

Rules

Regulations

Class Descriptions

Patterns

Sport Judges Education

2025

Executive Secretary

Zuzana Slavíková, Na Blatech 242
CZ-27711 Libis, Czech Republic
ph.: +420 602 876 396
e-mail: office@ecaho.org

Sport commission Chairman

Elisabeth Chat
ph.: +43 258 8246
e-mail: info@chat-horses.at

www.ecaho.org

**The Green Book 2025 becomes effective as of
1st January 2025.**

Accepted at the EAHSpC meeting 2025
Copyright © 2025 by ECAHO - All rights reserved.
This publication or any portion thereof may neither be
reproduced nor used, in any manner whatsoever,
without the express previous written permission of
ECAHO, except for the use of brief quotations citing the
source of information.

Legal seat: ECAHO: European Conference of Arab Horse
Organizations, Schnuppisstrasse 61, CH-9008
St. Gallen, Switzerland

Contents

I.	GENERAL RULES.....	5
I.1	General rules for all disciplines	5
I.1.1	Types of disciplines.....	5
I.1.2	ACCEPTED RULEBOOKS	6
I.1.3	Accepted Judges.....	6
I.1.4	General minimum age of Horses.....	6
I.1.5	General minimum age of Rider / Driver / Handler	7
I.1.6	Timeout for technical problems during competition.....	7
I.2	ECAHO Sport Competitions Classic & Western & Driving	7
I.2.1	General.....	7
I.2.2	Levels.....	8
I.3	Performance Classes.....	11
I.3.1	Class Ranking Point System	13
I.3.2	All-Around system.....	14
I.4	Rules for Affiliation of ECAHO Sport Competitions.....	16
I.4.1	Conditions of Entry for all levels	16
I.4.2	Qualifications for entry	16
I.4.3	Approval of Dates and Schedules	16
I.4.4	Insurance	17
I.4.5	Number of Judges on duty	17
I.4.6	Affiliation fee.....	18
I.5	Rules for Conduct of ECAHO Sport Competitions.....	19
I.5.1	Organizers	19
I.5.2	Show Organizers, Judges and Riders	19
I.5.3	Enforcement.....	23
I.5.4	Disguising of horses.....	23
I.5.5	Cruelty.....	24
I.5.6	Misuse of drugs.....	24

I.6	Technical requirements for ECAHO Sport	
Competitions.....		25
I.6.1	Introduction.....	25
I.6.2	Access and parking	25
I.6.3	Stabling	25
I.6.4	Feed and water	25
I.6.5	Show arena.....	26
I.6.6	Warm up arena.....	26
I.6.7	Staff.....	26
I.6.8	Catalogue	27
I.6.9	Starting numbers	27
I.6.10	Starting order, Starting time	27
I.6.11	Advertisements.....	27
I.6.12	Invitation, Time schedule, Entry Form, Results	28
I.6.13	Hosting of Judges & Agreement.....	28
I.6.14	Requirements after the event.....	28
I.6.15	Sample of Entry Form.....	30
II.	RULES & PATTERNS.....	31
II.1	Classic & Western	31
II.1.1	General Rules.....	31
II.1.2	Type & Conformation, Liberty, Halter Class	31
II.1.3	Speed.....	35
II.1.4	Ladies Side Saddle Classic & Western ..	36
II.1.5	Traditional Arabian Riding	39
II.1.6	Pole Bending.....	41
II.1.7	Trail in Hand	44
II.1.8	Children on Lead.....	49
II.1.9	First Ridden / First in Competition	49
II.2	Classic	50
II.2.1	Dressage.....	50
II.2.2	Classic Pleasure.....	54
II.2.3	Hunter Pleasure	57
II.2.4	Show Jumping.....	59
II.2.5	Cross Country	65
II.2.6	Trail for Classic riders.....	65
II.2.7	Horsemanship classic	67
II.2.8	Show Riding.....	68

II.3	Western.....	69
II.3.1	Trail.....	69
II.3.2	Ranch Riding.....	85
II.3.3	Reining.....	91
II.3.4	Western Pleasure.....	96
II.3.5	Freestyle Reining	98
II.3.6	Horsemanship.....	101
II.3.7	Show Riding (Western Riding).....	105
II.4	Driving	108
II.4.1	Obstacle Driving	108
II.4.2	Pleasure Driving.....	115
II.4.3	Dressage Driving.....	117
III. JUDGES EDUCATION, APPROVED		
JUDGES for CLASSIC & WESTERN & DRIVING		
COMPETITIONS, STEWARDS118		
III.1	Education.....	118
III.2	Officials	120
III.2.1	ECAHO Approved Sport Judges.....	120
III.2.2	Stewards	124
III.2.3	Course designers	124
IV. SPECIAL REQUIREMENTS for the		
EUROPEAN CHAMPIONSHIPS.....125		
IV.1	General Information	125
IV.2	European Championship MONO/FINALS	127
IV.3	Conditions of Entry	128
IV.4	Minimum entries at the European Championship.....	128
IV.5	Titles.....	128
IV.6	Qualification criteria.....	129
IV.7	License	129
IV.8	Minimum age of the horse:.....	129
IV.9	Minimum Age of Rider, Driver, Handler .	130

V. AFFILIATION OF ECAHO SPORT	
EVENT	131
VI. ECAHO NATIONAL SPORT	
CHAMPIONSHIPS.....	132
VII. ECAHO SPORT JUDGES MANUAL.....	134
VIII. NATIONAL RULES.....	134
IX. LAW & ORDER.....	134
IX.1 Event Coordinator	134
IX.2 Protests	135

I. GENERAL RULES

ECAHO Halter & Sport events are open only to purebred Arabian horses, registered in any WAHO recognized studbook. No other breeds are accepted to participate in ECAHO affiliated classes together with purebred Arabian horses. Mixed classes are forbidden. If Show organizers want to present other breeds during the events, they have to declare extra classes for them.

I.1 General rules for all disciplines

I.1.1 Types of disciplines

- **PLEASURE** disciplines
All horses are shown at the same time together, only split if 20 or more participants have been entered. Judged in ranking system, minimum of 3 entries are required.
Exception: In Novice classes minimum of 2 entries are accepted.
- **INDIVIDUAL disciplines**
Each horse is shown individually, judged in scoring system.
- For Pleasure classes with 6 or less entries judging by one judge is possible.
- The long hair of mane and tail of the Arabian horse must be natural uncut and unplaited. A clipped bridle path from the poll of the head in a length of maximum 30 cm down the neck is possible. In the classic section it is on the discretion of the rider if the mane is plaited in one plait together. In Western section **long mane remains always unplaited.**

- No ear protections at all. Exceptions on the discretion of the judges, only outdoors, only simple fly protection allowed No noise protection! Judges, Stewards will control and let them take off.
- No breath-taking nosebands.

I.1.2 ACCEPTED RULEBOOKS

- **ECAHO Green Book** (all Pleasure classes, Trail & **Trail in Hand**, Children on Lead, First ridden)
- **National Equestrian Federation, NF**, member of FEI, Dressage, Show Jumping, Cross)
- **National Reining Horse Association NRHA** Reining
- **American Quarterhorse Association AQHA** Ranch Riding
- Tent Pegging Rules ITPF

I.1.3 Accepted Judges

- ECAHO Sport Judges
- AHA Judges (all Pleasure classes)
- NF/FEI Judges (Dressage, Jumping, Cross)
- AQHA (all Western classes, except Pleasure)
- NRHA judges (Reining)

All Judges need to have a valid license for the year of the event in that level and competition is needed. Type & Conformation, Show, Liberty: ECAHO Show Judges from EAHSC B or A List.

I.1.4 General minimum age of Horses

To start with the horse in training under saddle: 30 months

To start to show a horse in competitions under saddle: 36 months

I.1.5 General minimum age of Rider / Driver / Handler

Minimum age: 8 years.

Till 12 years accompanied by experienced person, standing outside the ring to assist, if necessary.

I.1.6 Timeout for technical problems during competition

In case of technical problems during the class the competitor can have maximum 5 minutes for repair. The competitor must stay in the ring. In Pleasure classes the other competitors walk on the rail. Maximum three competitors per class can have a timeout. If the problem cannot be solved in the five minutes the horse will be disqualified.

I.2 ECAHO Sport Competitions Classic & Western & Driving

I.2.1 General

All events must be recognized by or affiliated with the National Federation (NF) and Official Western Riding Organisation of the hosting country. Horse passport (no FEI passport) is required. The horse must be registered in any WAHO recognized studbook. All Patterns must be announced in advance before the date of the event. Mono tests (Qualification & Finals): only in National Championships, International Championships and European Championships A & M and higher (E Ch) levels.

In all disciplines, Freestyle with music & costume is possible. 25 % is allocated to costume 75% on riding (rules & pattern GB).

I.2.2 Levels

I.2.2.1 ECAHO N - Level NOVICE (Low level)

- Dressage (FEI Children Prelim. A & B/NF rules)
- Trail 6 obstacles, no combinations
- Pleasure Classes: walk, trot, canter, back
- Show Jumping: min.80 cm-max.90 cm, time & fault, Pony distance
- Hand Trail: 6 obstacles simple

Degree of difficulty is not specified, and it is up to the organizer; the level N must be lower than level A. The sport competitions of this level should be adapted to the local needs and to novice riders. This should be the base to prepare for the level A.

I.2.2.2 ECAHO A - Level ADVANCED (Medium Level)

- Dressage (FEI Pony preliminary/NF/FEI)
- Trail 8 obstacles two combinations, 4 poles elevated
- Pleasure Classes: walk, trot, canter, back, extended trot
- Show Jumping: min 95 max. 105 cm, time & fault Pony distance
- Hand Trail: 6 to 8 obstacles, side pass, 4 poles elevated, 2 combinations

I.2.2.3 ECAHO M – Level MASTER (High Level)

- Dressage (FEI Pony Junior Individual)
- Trail 10 and more obstacles, three to four combinations, minimum 6 poles elevated
- Pleasure Classes: walk, trot, canter, back, extended trot, hand gallop
- Show Jumping: min.110cm, max 115 cm, Pony distance, time & fault, max. 1 jump off
- Hand Trail: change of leading hand at the gate

possible by pattern, lope over, minimum 6 poles elevated, minimum 3 combinations
M level is qualifying for participation at the European Championships.
Qualification to European Championship level competition is recommended, each country can decide whether the qualification for their participants is required.

1.2.2.4 ECAHO National Sport Championships

Only one event of this type per country per year is allowed. Only open to horses registered at WAHO recognized studbook of the country in which the event is being held. The event to be held with the approval of the National ECAHO Member organisation; the minimum level is A (Advanced).

Horses placed 1st to 3rd in their disciplines will get an award & ribbons/sashes.

Disqualified horses or horses not reaching the minimum points for a positive result will not get the ribbons and the results will not be considered.

1.2.2.5 ECAHO European Championships Level (European Championships)

See “Special Requirements for European Championships”.

- Dressage Patterns examples under European Championships - Dressage
- Trail pattern should be never built confusing in the lines, example patterns under European Championships -Trail
- **If prize money is offered, the ranking follows the results of the qualifying classes. All horses that qualify for their respective Championships must take part in the Championship. Unless a certificate from the veterinarian/human doctor, is produced.**

Failure to compete will disqualify the horse from the class, with its record of score and class placing being deleted.

I.3 Performance Classes

General:

1. In all classes where horses compete collectively all horses shall be worked at all gaits both directions of the ring unless otherwise described by class specifications and will be asked to reverse direction at either the walk (normal, collected or extended), jog trot or trot (normal or collected). Judges are required to consider the performance at each gait equally in adjudicating performance classes. At the judge's discretion, horses shall change from any gait to any other gait as listed in class specifications. **Horse must be shown on a straight line.**
2. Any Pleasure class must be divided if there are more than 20 participants. The splitting of the class in sections should be done on the Judges' discretion. After short version of each section, the best 10 of all sections will be participating in a "final" for the final results. Recommended: offer more classes in the invitation in order to have less entries in each class. Classes can be opened for: young riders, young horses (Futurity), 4 & 5 years old, according to the age of riders - Juniors & Seniors, or just in sections by the date of birth, etc.
3. Horses must come to the line-up **on the centre line**, at the gate requested, face to face with the judge. In the line-up, horses must stand quietly and may be asked to back individually or as a group. **Passing other competitors on the second and third line is possible. Additional manoeuvres (such as stop, circles, crossing arena diagonally, etc.) are not allowed and will lead to disqualification. Horses are to be reversed to the inside (away from the rail).**
4. **Touching horse or saddle with free hand = disqualification.**
5. Side saddles permitted for ladies in all sections; except Ladies Side Saddle is named in this class.
6. Bandages and boots of any type are prohibited (exception: see Reining and **Show Jumping**). In the

event of injury, the judge may permit protective bandages.

7. **Pleasure** Western and Classic classes may be combined; however, prize list must specify.
8. No logos are permitted on horse or rider.
9. Two starting numbers must be placed on each side of the saddle blanket. No number, wrong number, or only one number will lead to disqualification.
10. Prize giving participant mounted in correct attire. If rider shows more than one horse, a groom in correct dress must lead the other horse. Unless the organizer decides otherwise in which case any representative of the horse may accept the prize without the horse being present, absence of the horse to appear in the prizegiving ceremony will disqualify the horse from the show with its record of score in the class and championship placing being deleted.
11. Usage of spurs in Classic section follows the rules for Dressage. Usage of spurs in Western section follows the rules for Western Pleasure,
12. Western saddle is only accepted if it has a solid tree and a horn.

I.3.1 Class Ranking Point System

- a. The ranking obtained in each class of every level is proportional to the number of competitors.
Maximum number of points is 10, regardless of the number of participants.

Number of starters - competitors	Points							
	1 st	2 nd	3 rd	4 th	5 th	10 th	11 th	15 th
3	3	2	1	0				
4	4	3	2	1	0			
10	10	9	8	7	6	1		
15	10	9	8	7	6	1	0	

- b. In each level, not more than half of the participating horses should be in the ownership of one person.
- c. A Rider is allowed to present as many horses per class as he is able to handle. No waiting time! Amateur riders & Professional riders are equal.
- d. No horse is allowed to participate in more than three (for Classic) or six (for Western/Pleasure) classes per day, except for the Liberty / Halter class / Type & Conformation, this is not counting.
- e. International & National Sport events in all levels possible, Championships never lower than A level. All Around Championships only for the highest level of the event.

I.3.2 All-Around system

Rules for All-Around Championships at ECAHO Sport Competitions

Categories and disciplines, accepted for All-Around Champion, a result of: Type & Conformation or Liberty or Show is necessary to count together with the sport results. All Master classes & E Ch (European Championship) finals count together; Points awarded according to the placing. If in a country Advanced is the highest level on shows, All Around Titles can be awarded in Advanced.

All-Around Title overview

Category	Classic disciplines	Western disciplines	Driving (1-in-hand) disciplines
obligatory	Liberty/Halter/ Type & Conf. AND Dressage M OR Show Jumping M	Liberty/Halter/ Type & Conf. AND Western Trail M OR Reining M	Liberty/Halter/ Type & Conf. AND Dressage Driving M
Optional Level M	Dressage Show Jumping Cross Country Horsemanship Classic Classic Pl. Show Riding Trad. Arabian Riding. Ladies Side Saddle. Pole Bending Hunter Pleasure Speed. Pleasure Driving	Western Trail Reining Freestyle Reining Ranch Riding Horsemanship Western Western Pl. Show Riding Trad. Arabian Riding. Ladies Side Saddle. Pole Bending Hunter Pleasure Speed Pleasure Driving	Dressage Driving Pleasure Driving Obstacle Driving Marathon (short)

- a. For the All-Around Champion, a minimum of two different sport disciplines are needed. One obligatory discipline plus Liberty or Halter or Type & Conformation and a second discipline is required. Any further contest will add to the final result.
- b. ECAHO All-Around Champions are possible for Classic, Western and Driving. Champion will be the horse, not the horse/rider/driver combination.
- c. The winner of the All-Around Champion will be the horse who, with the same rider/driver achieved the best total points after adding up all contests of his category.
- d. If two or more horses have equal points in the final ranking (ex aequo), the champion will be decided by the higher points in the Liberty/Halter/Type & Conformation class.
- e. If an All-Around Champion horse is not present at the price giving ceremony, the All-Around Champion title will be given to the second placed horse.
- f. For All-Around Champion ranking the first ten horses in the class must be placed.
- g. The rider is the handler in Liberty or Halter or Type & Conformation
- h. Result of Mono Final counts also to the All Around result.

I.4 Rules for Affiliation of ECAHO

Sport Competitions

I.4.1 Conditions of Entry for all levels

Competition is open to horses registered in any WAHO recognised studbook by the closing date of entries. There are no entry restrictions. National Registries will be responsible for confirming registration. Entries must either present the relevant registration certificate or a letter by the registrar confirming that registration is in process. European Championship: no horse will be permitted to enter a competition unless its name and all other relevant details have been printed in the catalogue.

I.4.2 Qualifications for entry

None required by ECAHO, except for the European Championships.

I.4.3 Approval of Dates and Schedules

- Application for sport events need to be sent to ECAHO Exec. Sec. by the end of November (for the upcoming year).
- All draft schedules and patterns of ECAHO Sport Competitions need to be approved by the Executive Secretary of ECAHO and the Chairman of ECAHO Sport Commission at least three months prior to the event. The draft schedule to be in English and in the language of the country where the Sport Competition is held (or any other language accepted by the Executive Secretary).
- The approval certificate must be published in the show office on the event. All schedules shall indicate that the "Rules and regulations of ECAHO Sport Competitions" will be applied in their entirety.
- The schedule is a contract between participants and organizers and shall not be varied by the organizer after publication without prior notice.

- The appointed judges may not be changed from those listed in the schedule without notice to be given to the competitor (except in the event of a judge's illness or accident occurring too late for this to be done).
- The Schedule of an ECAHO affiliated sport event should be a printed document to inform prospective participants and breed societies, the press, potential sponsors and advertisers about the conditions of the sport event.
- After proper affiliation of the event, this document should be mailed to the above mentioned at least 2 months prior to the event.
- The "ECAHO Entry-Form" must be included. Its proper filling and signing binds the competitors to respect the "Rules and Regulations of ECAHO Sport Competitions". The organizer of the event should acknowledge receipt of entries.
- The Draft Schedule for ECAHO Sport Competitions must contain:
 - Title, Date and Venue of the Event
 - Conditions of entry
 - Judges, Course designers, Stewards, Show Office
 - ECAHO Entry Form Sport
 - Preliminary timetable, Dressage-, Jumping-, Trail- & Horsemanship and any other patterns, if needed

I.4.4 Insurance

Organizers must attest that no competitor will be admitted in a Sport contest without proper insurance.

I.4.5 Number of Judges on duty

Sport classes

- Dressage: 1 - 2 for national competitions (judging together), 3 for International & European Championships (individual

judging)

- Show Jumping: 1 – 2 for national competitions, 2 for international competitions
- Speed: 1 - 2
- Western: 1 - 2 depending on number of entries
- Pleasure Classes: 1 – 2 depending on number of entries, if less than 6 entries 1 judge is possible
- Driving (depending on the class): 2 - 3
Dressage driving international
- Cross: 2
- Hand Trail, Children on Lead, First ridden: 1 – 2 depending on number of entries

Conformation

- Type & Conformation: 1 – 3
- Liberty, Show: 1 – 3
- European Championships: 2 - 3 or more

I.4.6 Affiliation fee

PENDING

1.5 Rules for Conduct of ECAHO

Sport Competitions

1.5.1 Organizers

Officials, judges, participants, and riders will unconditionally submit themselves and their accompanying persons to the "Rules and Regulations of ECAHO Sport Competitions". These Rules will be interpreted, when necessary, under the provisions of the laws of Switzerland. Event organizers are not permitted to introduce rules which are in conflict with the "Rules and Regulations of ECAHO Sport Competitions".

1.5.2 Show Organizers, Judges and Riders

- a. The organizer will pay any reasonable travelling and accommodation expenses for appointed Judges and any applicable fee as determined by the NF/FEI and/or Western Riding Organization. A short agreement between Judge and organizer in written form is recommended.
- b. Judges, Event coordinator, Stewards, Ringmasters and respective probationers, hereafter referred to as 'Official(s)'
No Judge is allowed to judge a class in which a horse is subject of a conflict of interest. Such Judge must stand down for the whole class/finals. Officials invited to officiate at ECAHO affiliated shows agree to do so with integrity and honesty and to carry out their duties solely with the objects of ECAHO and the welfare of the horses in mind. Officials appointed at a show will not knowingly officiate in a class in which horses are entered concerning which there may be an actual or apparent conflict of interest.
- c. No member of the organizing committee may judge. No appointed Judge may ride, drive or handle an entered horse, or pursue any other activity not consistent with his duties at the show in which he is officiating.
- d. The show organizer reserves the right to refuse any entry but must give the reason for refusal. The organizer is personally responsible for compliance

- with these rules and with ECAHO Sport Commission instructions given for his level of contest.
- e. ECAHO Sport Commission "Rules for Affiliation of ECAHO Sport Competitions" are binding on organizers and exhibitors.
 - f. Exhibitors will declare on the entry form any actual or apparent conflict of interest with any of the officials invited for the show. Any exhibitor not declaring an existing conflict of interest, of which he is aware, will forfeit all entry fees and will be prevented from showing the horse.
 - g. Organizers will not accept any entries for which any actual or apparent conflict of interest with one of the appointed officials has been indicated by the exhibitor, unless a reserve official is available.
 - h. Officials will not visit exhibitors' premises or accept exhibitors' hospitality during a 30 day period before or during the show concerned.
 - i. Officials will not accept benefits or gifts that could bring into question the Official's integrity or honesty.
 - j. Any actual or apparent conflict of interest that arises before or during the show shall be immediately reported to the Show Office & Event coordinator (ECo). The ECo shall consult all parties involved and use all sources to their disposal to decide as necessary. The ECo must include all information in their report and forward to ECAHO after the show. At no time may the organizer take any decision that is in conflict with the jurisdiction of ECAHO and its' rules and regulations.
 - k. Any actual or apparent conflict of interest that arises after the show shall be reported immediately to ECAHO for consideration.
 - l. An actual or apparent conflict of interest may occur if a horse is exhibited that:
 - m. Is being trained or handled by a member of the official's family
 - has been bought or sold by an official either as owner or agent
 - has been bred or is owned in whole or part by the official or by a member of the

- official's family, or business partner in an Arab horse business venture
 - has been leased by the official, at any time
 - has been bred by or is the property of a breeding organization in which the official is or was an employee
 - has been regularly trained, examined or treated by the official in a professional capacity
 - is the subject of an on-going negotiation to buy or lease, or a provisional purchase condition to which the official is a party.
- n. An actual or apparent conflict of interest may further occur, amongst others, if the Official, irrespective of the payment or receipt of a remuneration or any other consideration, during the period of one year (365 days) before a show at which the Official officiates:
- has entered into any business relationship with an exhibitor at that show,
 - Has received, whilst being involved with the organization of any show or event, sponsorship from an exhibitor at that show or event.

This does not apply to those events organized on behalf of a National Association which is a Full Member of ECAHO, as long as the Official has no financial benefit from the sponsorship.
 - has performed consulting for an exhibitor at that show,
 - has purchased or sold a horse from or to an exhibitor at that show,
 - was involved with the breeding of a horse of an exhibitor at that show,
 - was involved in similar activities with an exhibitor at that show.
 - is employed in any way by the Show organizers.
 - In case of doubt, the Eco & Event manager decision will prevail.

- Any Official must decline to officiate if they consider themselves to have a conflict of interests concerning a horse, its' Rider/Driver/Handler or its' owner(s).
- o. If, during the show a conflict of interests of which the exhibitor was un-aware becomes apparent, the following options are available:
if the official with the conflict of interests is a judge:
- the judge will suspend his/her duties for the duration of the class and the championship where the conflict exists
 - a published reserve judge or another judge from the judges' panel may be used for the class and the championship where the conflict exists
 - if the above mentioned (i) is not applicable and if no reserve judge is available or there are no more members of the judges' panel, the total points in the class will be multiplied by the factor of planned number of judges divided by the actual number of judges, to calculate a comparable score in case of ties
- p. In the show ring, all communication between judges and handlers prior to the presentation of prizes will be through the Ringmaster.
- q. Judges may withhold any award if in their opinion the exhibit does not merit such an award.
- r. Judges may exclude any horse that is lame or ill. Other rights of Sport Judges follow NF/FEI or Western Riding Rules.
- s. The Liberty/Halter Class/Type & Confirmation Judges may refuse to judge a competitor who is not neatly dressed.
- t. The organizer has to provide the "Rules and Regulations for ECAHO Sport Competitions" and the "Appendices" at the disposition of the competitors.

I.5.3 Enforcement

Only competitors at the event may lodge a complaint alleging infringement of these rules. Such complaint is to be made in writing within 1 hour of the alleged infringement occurring. A deposit of CHF 80.- (or equivalent) will be lodged with the NF/FEI steward of warm up or show office manager and may be retained if the complaint is considered frivolous at the discretion of the event appealing committee (1 of the judges, 1 from the organization, 1 from involved riders). The decision has to be done during the show on the day of protest. Appeal can be sent to the ECAHO Sport Commission within one week after the event. Any dope tests are following the FEI Veterinary Rules.

I.5.4 Disguising of horses

- a. No alteration of the basic colour of the skin, coat or hooves is permitted. Hoof paints, coat dyes and cosmetic operations including skin grafts are forbidden.
- b. Artificial methods of dilating the eyes or affecting the natural action of the horse or otherwise influencing its action or behaviour by oxygenating the bloodstream or by the use of weights or artificially weighted shoes, or by electrical or chemical treatment of any kind at any time before or during the performance are forbidden. Burns, cuts or other marks on the body of any exhibit in such places or positions as to indicate prohibited methods have been used, will be regarded by NF Steward, Judges as full and adequate grounds for exclusion of any exhibit from competition.
- c. Horses may be fully or partly body clipped, subject to eyelashes being left uncut, hair inside the ears left unshaved and tactile hair left intact around the nose, muzzle and the eyes.
- d. No equipment intended to alter the natural appearance of the horse is permitted in the stables, including neck sweats, neck collars, tail racks, hobbles or weights. Exhibitors using

such equipment on the showground will be suspended by the ground jury for the period of the show.

I.5.5 Cruelty

Excessive whipping, use of electric shock devices or infliction of pain by any means is forbidden in all parts of the showground, or stable areas, at all times. Blood on mouth or flanks will result in an elimination of the horse & rider.

I.5.6 Misuse of drugs

1. The administration of any substance not a normal nutrient (including ginger and similar irritants), whether intentionally or unintentionally which may affect the performance, temperament or soundness of an exhibit is forbidden. Such forbidden substances are listed in FEI Veterinary Regulations, an up-to-date copy of which will be maintained by the ECAHO Sport Commission.
2. The NF/FEI or ECAHO Sport commission can order Doping Test. FEI veterinarian has to take these samples and has to send them to FEI approved official Lab. Result to ECAHO Sport Commission and Owner/rider.

I.6 Technical requirements for ECAHO Sport Competitions

Obligatory for European Championships, M & A level events, recommended for N level events.

ECAHO Affiliation Form must be sent for approval minimum 3 month prior to the date of the event (National Championships must be affiliated two months prior to the date of the AGM of the year).

I.6.1 Introduction

A complete description of the following topics should be presented by the committee of any proposed new event to the ECAHO Sport Commission for affiliation, together with the schedule. Information on the same topics must reach all participants prior to the event. This may be included with the Schedule). Show Office, opening times, and telephone numbers should be announced.

I.6.2 Access and parking

Access to the event grounds should be clearly signed and from a certain distance, depending on the location of the event (open country or city). Parking space should be provided sufficiently close to the stabling area.

I.6.3 Stabling

The stables should be grouped in one (max. two) areas. The horses must be housed in box stalls (covered if outdoors), made of resistant material providing the best possible conditions of security of the minimum dimension of 3,0 by 3,0 m and minimum height of 3 m. Proper bedding should be available on the event ground. A notice will be posted to the effect that "Training of horses will not be permitted on the show grounds between app 22.00 hrs and 06.00 hrs.

I.6.4 Feed and water

Running water must be available at the stables as well as a feed store where oats, hay and straw or shavings

can be purchased at current prices. Showers for horses & riders are recommended.

I.6.5 Show arena

Size of Show arena must follow the rules of disciplines for what it will be needed. Minimum size is depending on participants but not smaller than 20 x 40 m. From October to April (Europe) indoor.

The layout of the show arena must be attractively decorated as suitable for a prestigious or international event. Tribunes or VIP Tables are recommended. Announcements should be made in both the host country's language and in English if the event is international.

I.6.6 Warm up arena

It must be located close to the show arena in order to allow the horses to pass easily from one to the other. The precise schedule with the order of starters must be marked on a large signboard at the entrance to the warm up arena and Show office. NF/FEI Stewards, must control both the entries and the exits to the warm up arena for their correctness and legality. Horses/Riders are additional under control of a not active judge at the warm up arena. Depending on the numbers of entries in the show/class.

I.6.7 Staff

The number of staff members of a sport competition will depend on the importance of the event & number of entries.

a. Officials

Organizing Committee and/or Event Manager, Show office. Speaker presenting the horses, whose role is to keep the audience informed throughout the Show. Show office with one or two persons with computer for checking horse passports preparing starting lists, recording scores, and results. FEI / NF Veterinarian if required (Show Jumping, Cross). Ferrier to be present or on call.

b. **Stewards**

- * NF or FEI Stewards as ruled in National Equestrian Federation (NF member of FEI) rules.
- * warm up arena
- * entrance to the show arena (doorman)

I.6.8 Catalogue

An attractive catalogue should be available, at a reasonable price, on the show grounds for European Championships. The catalogue should include complete information on the sport competition and its classes. The list of horses entered in the event with date of birth, colour, origins, breeder, owner & Rider/Driver. The overall plan of the show grounds should appear in the catalogue/Show office. The sponsors of the event and the advertisers should be properly announced. For the other levels, correct Starters List should be available at the show office not only for participants but also for visitors. Results have to be published in written form at the show office. Announcements on screen if possible.

I.6.9 Starting numbers

The organizer shall provide two starting numbers in a waterproofed material and in a size clear visible from the distance (minimum 21 x 15 cm). The rider has to fix it on both sides of the saddle blanket. None, only one or wrong number will lead to disqualification by the judges.

I.6.10 Starting order, Starting time

will be announced in advanced in written form at the show office & Warm up arena.

I.6.11 Advertisements

Riders, Drivers, in Hand Handlers and Horses are not allowed to carry any form of **advertisement** or **logo** in the show ring or warm up arena.

I.6.12 Invitation, Time schedule, Entry Form, Results

Invitation & Time schedule should be announced for the riders in as many as possible social media.

- Draft of the entry form is available for download on www.ecaho.org.
- All results are announced in written form at the Show office.
- Riders obtain copy of the original Score sheets of the Judges from the Show Office.
- The results of all ECAHO accepted individual contests as well as of the Championships, must be send to the Sport Commission Chairman and in Cc to Executive Secretary of ECAHO not later than four weeks after the event.

I.6.13 Hosting of Judges & Agreement

The Judges should be invited well in advance of the event, to have their names printed in the schedule. Accommodation should be booked for them near the show ground. Organizers are responsible for the hotel charges, for room and food. Reasonable travelling expenses must be paid. Transport from and to the airport and between hotel and show ground should be arranged and the Judges have to be informed about the times of pick-up. Any unpaid expenses with the Judges will be settled before they return home at the show office. Sport Judges will have a daily Judges fee, announced in the NF rules of the hosting country or ECAHO GREEN BOOK. The organizer is responsible for checking of these rates when inviting the Judges and inform them. Short written agreement where these points are declared should be signed between Judge & organizer.

I.6.14 Requirements after the event

Class and Championship results must be mailed to the Executive Secretary of ECAHO within one month after the competition. Computer printouts of the results are accepted if all information asked on the ECAHO Sport Commission form is given. Organizers of affiliated events (points counted to AHPHA) must use the correct

ECAHO file for these results (.xlsx file provided by ECAHO Office).

I.6.15 Sample of Entry Form

ENTRY FORM:

Please fill in this Entry form in Block letters or with a printer. Use one form for each horse.

Name of ECAHO Sport Event:
Number & Category (if available from National Equestrian Federation):

Date:

View: Place and Address

Name of horse:		
Colour:	Sex: mare, stallion, gelding	Date of Birth:
Sire:	Dam / Sire of Dam:	
Stadbook & No.:	Horse Passport No.:	Competition Horse No.:
Breeder:		
Name of Owner:		
Address:		
Tel. No.:	Fax No.:	e-mail:
Name of Rider:		
Address:		
Tel. No.:	Fax No.:	e-mail:
Date of Birth:	Licence: Yes No	
Box reservation from:	to:	Entry fee €
		Stable deposit: €
Name of Organizer:	Bank transfer on:	Total send. €
Event:		
Banking account:	IBAN:	BIC:
<p align="center">Please send a copy of the Pedigree with this Entry Form. Please circle on the Time Schedule the Competition(s) in which you wish to compete.</p> <p>According to FEI Rules, on arrival please hand in to the Show Manager at the Show Office the Horse Passport including the record of Influenza vaccinations. By signing this Entry form you agree to accept the Rules of the ECAHO Green book, the Invitation of the Event and the Rules of the National Anti-Doping Agency (NADA). The information you give in this form will be used as the Basis for the Speaker and the Show Office.</p> <p>Name & Signature of Person Responsible: Rider /Owner: _____ Date: _____</p> <p align="center">Please send the Entry form to (address, e-mail of Even manager):</p>		

<p>-2-</p> <p align="center">Please send a copy of the horse's pedigree with this entry form.</p> <p align="center">On the time schedule, tick the box in front of the class, you want to compete. declare Horse & Riders name</p> <p align="center">After your arrival, please hand the horse's passport (including the influenza Vaccinations according to FEI rules) over to the show office.</p> <p align="center">Early arriving horses: please follow your stable map and inform the show office immediately after your arrival</p> <p align="center">With this entry form you declare to accept the rules of ECAHO Green Book, the Invitation to the event and the rules of NADA (National Anti Doping Agency).</p> <p align="center">Entry form must be CLEARLY readable, please use BLOCK LETTERS or a typewriter. Each horse needs one entry form!</p> <p align="center">If a horse is ridden by two riders, declare clear who is riding what class, who is in All Around (same rider). Your information is the basis for the speaker, the show office and the catalogue.</p> <p align="center">With your signature you declare your agreement that the organizer is entitled to use these information and photos in the catalogue and for the press information.</p> <p align="center">ENTRY FORM to be sent to:</p> <p>Full name & Signature of Person responsible for the horse: _____ Person responsible for children 8-12 years</p> <p>Owner: _____</p> <p>Rider: _____ 2.Rider</p> <p>Date:.....</p>

II. RULES & PATTERNS

II.1 Classic & Western

II.1.1 General Rules

a) Minimum Awards:

1st to 6th placed horses in the class gets a ribbon, no matter how many horses participating in the class. Colours of the ribbons are up to the organizer - either the official colours used in the country where the event takes place or the officials from ECAHO. The following colours are binding for European Championships:

1 st Prize	Blue
2 nd Prize	Red
3 rd Prize	Yellow
4 th Prize	White
5 th Prize	Pink
6 th Prize	Green

European or International Champion gets a sash. The colour and the style are up to the organizer.

No bandages on legs are allowed. Horses will be ranked in their category (Classic, Western, Driving) according to their points.

Prize giving to the winners and placed horses. Mounted & correctly dressed. Shown by the event rider.

II.1.2 Type & Conformation, Liberty, Halter Class

CLASSIC & WESTERN

a) Type & Conformation

The horses enter by section Western or Classic all together according to their starting numbers.

Presentation:

1. walk in a clockwise circle two times around the judges
2. exit the ring and come one by one back on the centre line
3. stop the horse and stay still
4. follow the advice of the ringmaster
5. leave the ring on the centreline

Each horse will be judged individually at standing by the Judge(s) on the following criteria:

Type: 1-10 points (including half points)

Conformation (legs & body, quality & harmony): 1 -10 points (including half points)

The final result will be the average of the points of the two criteria and the number of Judges. The winner is the horse with the highest total points.

In case of a tie the horse with most points of Type will be the winner. A tiebreaker must be chosen before the class starts, by ballot, organized by the Show office. If still there is a tie, this tiebreaker will rank the horses.

SCORESHEET marked on the body drawing, plus & minus to be used.

Horses must be presented with bridle and bit/snaffle bit or show halter. Long hair open. Handler is the Rider of the horse must be dressed either in his complete competition suit or show clothes. No bandages on legs are allowed.

Horses will be ranked in their category (Classic, Western, Driving) according to their points. Prize giving to the winners and placed horses.


Sample Score Sheet / Judges card:



TYPE & CONFORMATION

Show:	
Date:	
Judge:	

Horse No.	Ranking	
Type		
Conformation: Balance Bone/Muscle Structure		
Total		



Comments:

a) ECAHO Liberty

Scoring:

1. Type: 0 - 100 points
2. Legs/Body (quality and harmony): 0 -100 points
3. Movement (amplitude, impulsion, regularity, elasticity): 0 - 100 points
4. Harmony and Relationship with handler (positive - confidence, obedience, ability to show joy for life with man; negative - demonstration of fear, aggressiveness): 0 - 100 points

Size of the Arena:

Minimum of 25 x 15 m & maximum of 40 x 25 m.

Conduct:

To ensure good judgement, the horse should enter the ring held by its handler, at an extended walk. The handler stops the horse in a natural position in front of the judges. The horse walks the straight line away and towards the judges, must be about 10 metres. Afterwards, the handler takes off the bridle completely and lets the horse run free in walk, trot and gallop/canter for a maximum of 1,5 minutes. Any excess time results in penalty points (1/8 per second). If the horse does not adequately demonstrate all gaits, this should be reflected in the scores for movements. Music is recommended, any exhibitor may bring his own music in accordance with the organizer.

Any ties in Liberty will be resolved as follows: The better place will be given to the horse with the higher marks on type, followed by movements, conformation, and relationship with man. Classes in Liberty will be split into Western & Classic. No splitting according to sex. ECAHO points for the

combination ranking will be allocated according to these classes.

b) ECAHO Halter Class

As alternative to the Liberty, the organizer may offer a halter class, conducted accordingly to the rules of ECAHO shows with the 20 point/5 criteria system. Ranking to be separate from Liberty, a minimum of two competitors required.

II.1.3 Speed

400 m Race

Level A, M (No N)

The Speed will be judged according to ECAHO Rules. It is identical for Classic and Western. At least two participants in the class are required.

Conduct:

Each horse individually performs a race of 400 meters at full speed. Individual start, electronic timing. Helmet and body protector are required. Only on racecourse possible.

Results:

The time of the 400-meter race will decide the ranking.

II.1.4 Ladies Side Saddle Classic & Western WESTERN / CLASSIC

Level N

To be shown both directions of the ring at the walk, trot or jog-trot. Horses should back readily if requested by the Judge and stand quietly. To be judged 85 % on manners, performance, suitability, quality and conformation; 15 % on appropriate side saddle attire. Manners and suitability of purpose shall be emphasized. (Suitability refers to the horse being suitable as a side saddle mount.)

Level A

To be shown both directions of the ring at the walk, trot or jog-trot, canter or lope. Horses should back readily if requested by the Judge and stand quietly. To be judged 85 % on manners, performance, suitability, quality and conformation; 15 % on appropriate side saddle attire. Manners and suitability of purpose shall be emphasized. (Suitability refers to the horse being suitable as a side saddle mount.)

Level M

To be shown both directions of the ring at the walk, trot or jog-trot, canter or lope. Horses should back readily if requested by the Judge and stand quietly. A halt out of the canter or lope can be asked by the Judge. To be judged 85% on manners, performance, suitability, quality and conformation; 15 % on appropriate side saddle attire. Manners and suitability of purpose shall be emphasized. (Suitability refers to the horse being suitable as a side saddle mount.) Riders will be asked by judge to enter in trot/ or walk on the middle line of the arena one by one.

II.1.4.1 General

- Western and Classic divided or together in one class (depending on the number of entries)
- Safety is of utmost importance in tack and attire!
- if Western and Classic riders are together in a mixed class, it is on the discretion of the rider to show his horse in any **allowed bridle, either one-handed with bit or two-handed with snaffle or bosal, regardless the age of the horse.**
- Results: class in class - Western and Classic riders – only one ranking will be accepted. The class may be split in case there are min. of 3 riders in each style (min. 3 Classic and min. 3 Western).

II.1.4.2 Rider's equipment

- Either Classic or Western style
- Spurs, whips, or crops optional.
- Incomplete clothing might be penalized.

Classic:

- English side saddle attire, long skirt, hat or dark top hat with net, boots, gloves, hair net, no apron

Western:

- a long-sleeved blouse/shirt, a western or divided skirt, no apron, hat, western boots

II.1.4.3 Horse's equipment

- Bits must be used according to the rules. (one hand), **except for the mixed classes Classic and Western.**
- A change of the hand holding the reins during the competition is not allowed.

Classic:

- Dressage bridle, same as Classic Pleasure
- saddle including balance girth, two horns
- Classic Pleasure gaits are to be shown

Western:

- Pleasure bridle/saddle including back cinch, two horns
- Western Pleasure gaits are to be shown
- Any hybrid saddle is allowed supposing it is safe, has 2 horns, back cinch or balance girth. The bridle must fit to the style the rider shows (either Classic or Western).

II.1.4.4 Qualifying Gaits

The horse should give the impression of being a pleasure to ride and show a mannerly attitude. All gaits must be performed straight and willingly with ease, cadence, and balance. Transitions should be smooth.

- Competitors enter the ring in counterclockwise direction at the Trot (classic) or Jog (western)
- a ground-covering Walk, a comfortable Jog/Trot and a flowing, smooth Lope/Canter are required
- Back: straight and fluent, without any resistance, to be performed on the centre line
- Quiet standstill is a must!

II.1.4.5 Judging

- Judging starts in the moment the competitor enters the arena.
- All gaits are judged equally.
- 85 % on manners, performance, suitability as a side saddle mount, quality, and conformation
- 15 % on equipment
- The rider himself will not be judged but, of course, influences the performance of the horse.
- Disqualifications: according to FEI: fall off the horse, riding additional manoeuvres, wrong/not allowed equipment, blood, lameness
- Penalized: if wrong gaits shown, kicking, bucking, biting, rearing, bolting, pulling, disturbing other competitors

II.1.5 Traditional Arabian Riding

II.1.5.1 Levels:

Level N

To be shown at a walk and canter; extreme or reckless speed to be penalized. Horses shall stand quietly. To be judged 75% on performance and manners, 25% on appointments.

Level A

To be shown at a walk, canter, and hand gallop; extreme or reckless speed to be penalized. Horses shall stand quietly. To be judged 75 % on performance and manners, 25 % on appointments

Level M

To be shown at a walk, canter, and hand gallop; extreme or reckless speed to be penalized. Judges might ask for halt during the hand gallop. Horses shall stand quietly. To be judged 75 % on performance and manners; 25 % on appointments.

European Championships

Riders enter the arena on the centreline individually in working gallop.

General:

1. Rider always has complete control over the horse.
2. Competitors enter the ring in counterclockwise direction at the canter.
3. Judges are required to consider all gaits equally in adjudicating this class.
4. It is suggested that horses line up head-to-tail the length middle line of the ring.
5. Results class in class - western & classic riders, one ranking! If possible (3 participants each) Two different classes.

II.1.5.2 Equipment general

Safety is of utmost importance in tack and attire!

II.1.5.3 Rider's equipment

- Native Bedouin type costume including a flowing cape or coat, pantaloons, head dress, scarf or sash
- No whips or crops allowed!
- No objects may be carried other than reins (no weapons, no animals)
- **Hair of the rider must be covered.**

II.1.5.4 Horse's equipment

- Bits, bridles and saddles: either Classic or Western, decorated.
- All legal snaffle bits may be used with two hands, Romal reins/bits only one hand.
- A change of the hand holding reins with bit during the competition is not allowed.
- Blanket has to cover the croup
- Breast collar mandatory
- No martingales or tie downs

II.1.5.5 Qualifying Gaits

The horse should give the impression of being a pleasure to ride and show a mannerly attitude. All gaits must be performed straight and willingly with ease, cadence and balance. Transitions should be smooth.

- Competitors enter the ring in counter clockwise direction at the Canter/Lope
- a ground-covering Walk, a correct, straight and smooth Canter/Lope and Hand Gallop are required
- No Jog/Trot demanded
- No Backing demanded!
- Line-up head-to tail in two lines (left and right of the centre line) leaving gaps for judging the attire
- Quiet standstill is a must!

II.1.5.6 Judging

- Judging starts at that moment the competitor enters the arena.
- All gaits are judged equally.
- 75 % on manners, performance, suitability, quality, and conformation
- 25 % on equipment
- The rider itself will not be judged but, of course, influences the performance of the horse.
- Disqualifications according to FEI: fall off the horse, riding additional manoeuvres, wrong/not allowed equipment, blood, lameness.
- Penalized or disqualified if wrong gaits shown, kicking, bucking, biting, rearing, bolting, pulling, disturbing other competitors.

II.1.6 Pole Bending

Classic & Western

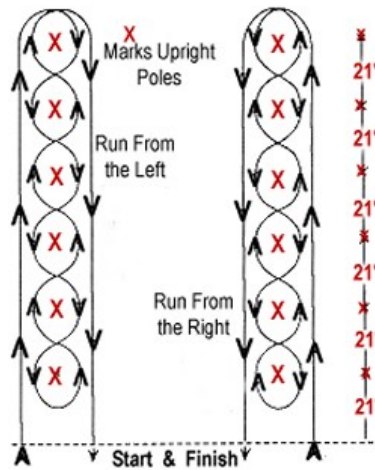
identical for Classic and Western. Pole bending is a timed event.

- a) Each contestant will begin from a running start, and time shall begin and end as the horse's nose crosses the line. A clearly visible starting line must be provided. An electric timer or at least two watches shall be used, with the time indicated by the electric timer or the average time of the watches used by official timers to be the official time.
- b) The pole bending pattern is to be run around six poles. Each pole is to be 21 feet (6,4 meters) apart, and the first pole is to be 21 feet (6,4 meters) from the starting line. Poles shall be set on top of the ground, six feet (1.8 meters) in height, with no base more than 14 Inches (35 cm) in diameter.
- c) A horse may start either to the right or to the left of the first pole and then run the remainder

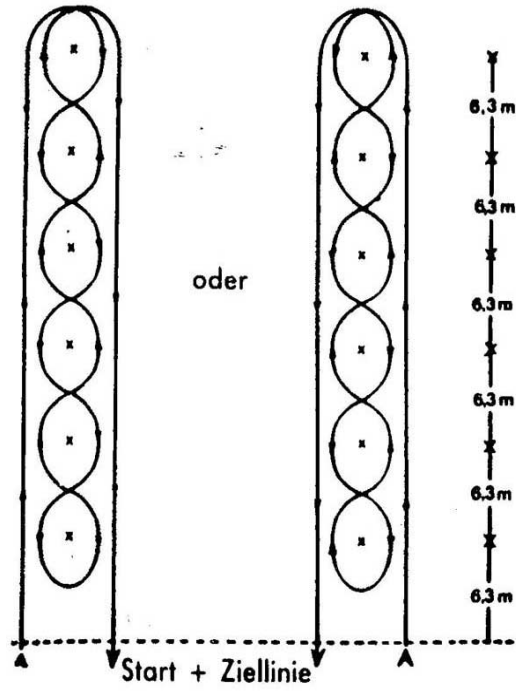
of the pattern accordingly.

- d) Knocking over a pole shall carry a five second penalty. Failure to follow the course shall cause disqualification. A contestant may touch a pole with his or her hand in pole bending.
- e) A five second penalty will be assessed if the hat or helmet is not on the exhibitor's person for the entire time the exhibitor is in the arena in pole bending.
- f) In the event of a tie, the horse declared the winner in the runoff must re-run the Pattern within two seconds of its original time or the runoff must be held again. Penalty time will not apply in the two- second rule but will apply to the final runoff time.
- g) The judge, at his/her discretion, may disqualify a contestant for excessive use of a bat, crop, whip, or rope in front of the cinch.
- h) Minimum two participants in the class.

Pole bending – in feet



Pole bending – in meters



II.1.7 Trail in Hand

General

In-Hand Trail may combine the Western and Classic style competitors. Hand Trail will follow the ridden Trail rules in judgement. Horses & handler competing in Trail in Hand are allowed to participate in Trail under saddle in the same levels.

This class is not counted to the maximum classes per day per horse.

Novice classes Combination Novice & Master is not possible with the same horse/rider/handler.

Age of Horse

From one year on, horses are allowed to be presented in Hand Trail. (Date of birthday is counting not only the year)

Age of Handler

Following the General rules ECAHO Green Book minimum 8 till 12 years old, with accompanied by adult experienced person, standing outside the ring to assist if necessary.

In-Hand Tack

Suitable halter (leather preferred) (with or without silver trim), leather lead (with or without a chain) to be used. Rope Halters (Parelli style) are not allowed. If a chain is used with the lead, it must not be run through the horse's mouth (recommended length: lead max 1,50 m; chain 0,80 cm; no lunge). Whip in dressage style max length 1,10 m with a short tassel or without is allowed. The whip should be only used to show the horse the commands and is not allowed to touch the horse.

The horse is not allowed to be touched by hand during the whole pattern.

In-Hand Attire

No crop, chaps, chinks, or spurs allowed.

Western or Classic Hand Trail Appointments

1. For rules regarding correct Western Trail appointments, refer to Western Pleasure or Western Trail - Appointments.
2. For rules regarding correct Classic Trail Appointments refer to Classic Pleasure, Hunter Pleasure Show Jumping or Dressage Appointments.
3. Dress of Handler: Western, Classic Show outfit or Halter show outfit.
4. Hand Trail is possible in costumes (horse + rider) with or without music, as written in invitation.

1. LEVELS:

Novice: simple pattern

Advanced: some elevated poles, side pass, combinations

Master: changing of leading hand at the gate following the requirements of the pattern. Lope over elevated poles combinations.

2. A trail horse is one that can manoeuvre through a course of obstacles with physical skill, expression, and a good mental attitude. It should travel through and between obstacles with an inquisitive desire to go forward without compromising its calm, relaxed attitude, and way of going. It should approach each obstacle squarely with authority and correct form, with its own style, yet maintaining its willingness to be dictated to completely by the rider/handler with no apparent resistance. Maximum credit should be given to the trail horse that negotiates its way through an entire course efficiently, in a timely manner, without excessive hesitation, with curiosity, expression, smoothness and style; in a manner that raises the degree of difficulty without sacrificing carefulness, control, and/ or attitude. Ultimately, the trail horse is skilful, eye appealing, confident, and leaves one with the impression of

being sure, safe and a pleasure to be handled over a course of obstacles.

3. All entered exhibitors will be allowed to walk and inspect the course with the judge prior to the start of the class. Junior exhibitors may be accompanied by their trainer.
4. The course must be designed to require each horse to show all two (2) gaits (walk, jog/trot at least thirty (30) feet, somewhere between and/or over obstacles as part of its work, and quality of movement and cadence should be considered as part of the obstacle score. Unnecessary delays while approaching, or negotiating an obstacle, shall be penalized.
 - 4.1 **Scoring system is following the Trail scoring system.** The horse will be judged not the handler. The judge will score the all over impression of handler & horse, the outfit and the condition of the horse in the total scores.
 - 4.2 **Penalization in the total score:** How the manoeuvres are shown: moving side wards, too slow, not straight moving and stopping, missing of willingness at any time, will be penalized in the total score.
 - 4.3 **0 score:** (Disqualified, stay in the ranking)
 - a) The horse gets loose.
 - b) Leading the horse on the wrong side when enter the arena to start with the pattern.
 - c) Fall of handler or horse.
 - d) Horse does not stay on the right side of handler, additional or left out manoeuvres.
 - e) Handler touches horse by hand or whip.
 - f) Trail pattern as drawn is binding, mistakes in the gaits between the obstacles, wrong line between or over obstacles, working obstacles not in correct order.
 - g) More than 4 steps back.
 - h) Turn over more than 90°.

The obligatory obstacles for every pattern:

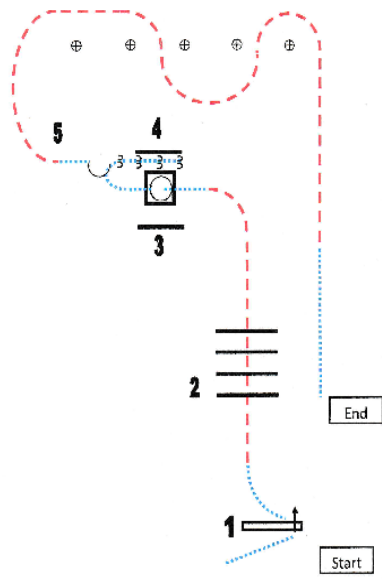
minimum 4 steps back up

minimum 4 poles to walk or trot over

open & close gate, rope gate not wider than 2 m

5. If at any time the trail obstacle is found to be unsafe, it must be repaired or removed from the course. If it cannot be repaired and horses have completed the course, the score for that obstacle shall be deducted. No horse shall be asked to repeat the course, except in the case of a tie.
6. The course must be posted at least twelve (12) hours before the scheduled starting time for the class. One Day Shows and twenty-four (24) hours at National Championship Shows.
7. There shall be a minimum of six (6) obstacles and a maximum of ten (10) obstacles on any course. (Exception: National Championship classes have no maximum number of obstacles.)
8. The judge may alter the course prior to the course walk. Course designer is recommended.
9. The handler leads his horse on the rear (left) side with his right hand. If necessary, on an obstacle the leading hand can be changed. Judge should give credit to that horse do not need a change of leading hand. Changing of leading hand can be a part of the pattern (gate).

Example for Trail in Hand Pattern



1. walk to gate, open gate left hand
2. jog over
3. walk into box, turn 360° left, walk out and into.
4. back, turn 180° right, walk
5. jog thru and walk

Designed by Barbara Henigge

II.1.8 Children on Lead

General

Horse must be led by an experienced person; the child may be supervised by another experienced person.

Trail pattern (minimum 6 obstacles), individual starts (Mini Trail), walk only.

This class is not counted to the maximum classes per day per horse.

Handling of the horse by the child is judged by official ECAHO judge. The age of the child must be considered as a relative factor for the judgement. All children will be ranked. Ribbons and gifts are recommended for all participants.

Riders:

Age of the child: up to 7 years

Helmet is obligatory.

Attire of the child and the Lead should fit to the equipment of the horse (Classic or Western).

Horses:

Minimum age: 4 years

Equipment: regular bridle and Bit for Western or Classic (no double bridle). No age rule for a bit.

Light halter under the bridle to lead the horse safely is mandatory.

II.1.9 First Ridden / First in Competition

This class is intended for riders who start for the first time at the competition, regardless the level and previous sport career of the horse.

Simple Horsemanship pattern, no rail work, walk only.

Minimum age of rider: 7 years

Helmet for all riders up to 19 years is mandatory.

This class is not counted to the maximum classes per day per horse.

II.2 Classic

II.2.1 Dressage

The Dressage tests are judged according to the rules of FEI, the National Equestrian Federation NF of the country in which the event takes place.

The Patterns are printed in English and in the language of the hosting country.

Own announcer for Level N & A is required.

Levels:

Novice	E - A
Advanced	A - L
Master	LM - M

European Championships Finals: S, Prix St. George

Prix St. George pattern (please check the latest version valid for the current year; the updated pattern is available online on FEI website)

Prix St. George pattern 2025:



Freestyle with music (FEI) is possible at A & M level.

PRIX St. GEORGES



Event : _____ Date : _____ Judge : _____ Position

Competitor No : _____ Name : _____ NF : _____ Horse : _____

Time 5'50" (for information only)

Minimum age of horse : 7 years

			Mark	Mark	Correction	Combant	Final mark	Directive ideas	Remarks
1.	A X XC	Enter in collected center Halt - immobility - salute Proceed in collected trot Collected trot	10					Quality of paces, halt, and transitions. Straightness. Contact and poll.	
2.	C MXK K KAF	Track to the right Medium trot Collected trot Collected trot	10					Regularity, elasticity, balance, engagement of hindquarters, lengthening of steps and frame. Both transitions. Collection.	
3.	FB	Shoulder-in left	10					Regularity and quality of trot; bend and constant angle. Collection, balance, and fluency.	
4.	B	Volte left (8 m Ø)	10					Regularity and quality of trot, collection, and balance. Bend; size and shape of volte.	
5.	BG G C	Half-pass to the left On centre line Track to the left	10			2		Regularity and quality of trot, uniform bend, collection, balance, fluency, crossing of legs.	
6.	HXF F	Extended trot Collected trot	10					Regularity, elasticity, balance, energy of hindquarters, overtrack. Lengthening of frame. Differentiation from medium trot.	
7.	FAK	Transitions at H and F The collected trot	10					Maintenance of rhythm, fluency, precise and smooth execution of transitions. Change of frame. Collection.	
8.	KE	Shoulder-in right	10					Regularity and quality of trot; bend and constant angle. Collection, balance, and fluency.	
9.	E	Volte right (8 m Ø)	10					Regularity and quality of trot, collection, and balance. Bend; size and shape of volte.	
10.	EG G	Half-pass to the right On centre line	10			2		Regularity and quality of trot, uniform bend, collection, balance, fluency, crossing of legs.	
11.	Before C C H Between GAM	[Collected walk] [Track to the left] [Turn left] Half pirouette to the left	10					Regularity, activity, collection, size, flexion, and bend of half pirouette. Forward tendency, maintenance of fourbeat.	

PRIX ST-GEORGES



Competitor No : _____ Name : _____ NF : _____ Horse : _____

			Mark	Mark	Correction	Coefficient	Final mark	Directive ideas	Remarks
12.	Between GH	Half pirouette to the right (Collected walk)	10					Regularity, activity, collection, size, flexion, and bend of half pirouette. Forward tendency, maintenance of fourbeat.	
13.		The collected walk C-H-G-(H)-G-M	10			2		Regularity, suppleness of back, activity, shortening and heightening of steps, self-carriage. Transition into walk.	
14.	MRXX(K)	Extended walk	10			2		Regularity, suppleness of back, activity, straightness, freedom of shoulder, stretching to the bit.	
15.	Before K K KAF	Collected walk Proceed in collected canter left Collected canter	10					Precise execution and fluency of transition. Quality of canter.	
16.	FX X	Half-pass to the left Flying change of leg	10					Quality of canter. Collection, balance, uniform bend, fluency. Quality of flying change.	
17.	XM M MCH	Half-pass to the right Flying change of leg Collected canter	10					Quality of canter. Collection, balance, uniform bend, fluency. Quality of flying change.	
18.	H Between H&X	Proceed towards X in collected canter Half pirouette to the left	10			2		Collection, self-carriage, balance, size, flexion, and bend. Correct number of strides (3-4). Quality of canter before and after.	
19.	HC C	Counter canter Flying change of leg	10					Quality and collection of counter canter. Correctness, balance, fluency, uphill tendency, straightness of change.	
20.	M Between M&X	Proceed towards X in collected canter Half pirouette to the right	10			2		Collection, self-carriage, balance, size, flexion, and bend. Correct number of strides (3-4). Quality of canter before and after.	
21.	MC C	Counter canter Flying change of leg	10					Quality and collection of counter canter. Correctness, balance, fluency, uphill tendency, straightness of change.	
22.	HXF FAK	On the diagonal 5 flying changes of leg every 4 th stride Collected canter	10					Correctness, balance, fluency, uphill tendency, straightness. Quality of canter before and after.	
23.	KOM MCH	On the diagonal 5 flying changes of leg every 3 rd stride Collected canter	10					Correctness, balance, fluency, uphill tendency, straightness. Quality of canter before and after.	

PRIX ST-GEORGES



Competitor No : _____ Name : _____ NF : _____ Horse : _____

			Mark	Mark	Correction	Co-efficient	Final mark	Directive ideas	Remarks
24.	HXF	Extended canter	10					Quality of canter, impulsion, lengthening of strides and frame. Balance, uphill tendency, straightness.	
25.	F FA	Collected canter and flying change of leg Collected canter	10					Quality of flying change on diagonal. Precise, smooth execution of transition. Collection.	
26.	A X	Down the centre line Halt - immobility - salute	10					Quality of pace, halt, and transition. Straightness. Contact and poise.	
		Leave arena at A in walk on a long rein							
Total			30						

Collective mark:

1. **General Impression** (harmonious presentation of the rider/horse combination; rider's position and seat, discreet and effective influence of the aids)

10			2
340			

Total

To be deducted / penalty points
Errors of course are penalised
1st error = 2 percentage points
2nd error = Elimination
Other Penalties - Technical faults: 0.5% (percentage points) to be deducted per fault.

Total

TOTAL SCORE in %:

Signature of Judge :



Copyright © 2009, update 2022
Federation Equestre Internationale
Reproduction strictly reserved

II.2.2 Classic Pleasure

Levels:

Novice	walk, normal trot, canter, back at the centre line
Advanced	walk, normal trot, strong trot, canter, back at the centre line
Master	walk, normal trot, strong trot, canter, hand gallop, back at the centre line
European Ch.	walk, normal trot, strong trot, canter, hand gallop, back at the centre line, halt during the hand gallop, enter on the centreline individually in trot

Equipment of the rider and the horse

- equipment for dressage classes according to FEI
- equipment should fit the class (Novice, Advanced, Master)
- no posting in trot
- spurs optional
- ~~no whips optional, but max. length 80 cm, used in a way which is not irritating to the other competitors~~

Qualifying Gaits

The horse should give the impression of being a pleasure to ride and show a mannerly attitude. All gaits must be performed straight and willingly with ease, cadence and balance. The horses should be balanced in all aspects and create the appearance they enjoy their job. Good pleasure horses have a brisk, animated stride that allows them to comfortably move forward with grace and elegance. The breed characteristics of the Arabian horse should be recognizable. It is particularly important to pay attention to an elegant supporting neck, which should be worn in a natural elevation. The horses should carry their weight on the hind legs and reach under the body. The frontline of the head should not be

behind the vertical line. Transitions should be smooth and correct. Any trot always sitting. No posting.

- Competitors enter the ring in counterclockwise direction in Normal Trot or on the discretion of the judge. Riders are allowed to use at the rail parallel a second, third line.
- Walk: a four-beat gait, brisk, flat-footed with good reach
- Normal Trot: a two-beat gait, performed at medium speed with moderate collection, mannerly, cadenced, balanced and free-moving.
- Strong Trot: a bit faster and stronger than normal trot but with a visible difference to it; performed with a lengthened stride, powerful and reaching; in harmony with its own natural stride; show moderate collection without too much action in the front legs
- Canter: a three-beat gait, smooth, correct, straight with moderate collection on both hands, not hurried
- Hand Gallop: visible difference to canter; performed with a lengthened stride, powerful and ground covering but under control at any time; correct and straight on both hands; in harmony with its own natural stride; extreme speed will be penalized
- Back: straight and fluent, without any resistance, to be performed on the centre line

Judging

- Judging starts at the moment the competitor enters the arena.
- All gaits are judged equally.
- The rider itself will not be judged but, of course, influences the performance of the horse.
- The horses will be judged in the following order: correctness of gait first, quality of gait second, degree of difficulty third

- Disqualifications: fall off the horse or rider, riding additional manoeuvres, wrong/not allowed equipment, blood, lameness, wrong gates
- Penalized if kicking, bucking, biting, rearing, bolting, pulling, disturbing other competitors

II.2.3 Hunter Pleasure

Levels:

Novice	walk, normal trot (posting), canter, back up on centre line, reverse at the walk
Advanced	walk, normal trot, posting (sitting trot can be asked by the judge), extended posting trot, canter, reverse at the walk or normal trot, backing on centre line
Master	walk, normal trot and extended trot, posting and sitting, canter, hand gallop, backing on centre line

European Championships

enter the arena in walk, trot straight along the centre line, walk, normal trot and extended trot, posting and sitting, canter, hand gallop, halt at the hand gallop, backing on centre line, follow the instructions of the steward

Equipment of the rider and the horse

- equipment for Hunter Pleasure classes according to show jumping equipment; **Pellham is allowed.**
- dressage saddles/military saddles are not allowed,
- protective boots, bandages, bell boots, martingale are not allowed
- horses are shown under saddle, no jumps
- posting in trot and light hunter seat, ready to jump, in canter
- equipment should fit the level of the class (Novice, Advanced, Master)
- braided mane (one plait) permitted
- short Hunter jacket (colours: green, bay, dark blue, hunter model/pattern, tweed, no hunter red), hunter cap, **protective headgear is mandatory**, hunter breeches (no white colour, colours lighter than jacket colour), hunter

riding boots, bay or brown colour, **gloves optional**

- spurs, jumping whips ~~or crops~~ optional

Qualifying Gaits

The horse should give the impression of being a pleasure to ride and show a mannerly attitude. All gaits must be performed straight and willingly with ease, cadence, and balance. Transitions should be smooth. The horse and rider should give the impression that they are always ready to jump and move around and over fences. Light contact on the leads. Suitable to take a jump safely and efficiently. Comparing to Classic Pleasure the horse should carry the neck lower, less bent at the poll, generally more relaxed and in a longer frame all over.

- Competitors enter the ring in counter clockwise direction in normal trot.
- Walk: a four-beat gait, brisk, flat-footed with good reach
- Normal Trot: a two-beat gait, performed at medium speed with moderate collection, mannerly, cadenced, balanced and free-moving.
- Canter: a three-beat gait, smooth, correct, straight with moderate collection on both hands, not hurried
- Hand Gallop: visible difference to canter; performed with a lengthened stride, powerful and ground covering but under control at any time; correct and straight on both hands; in harmony with its own natural stride; extreme speed will be penalized
- Back: straight and fluent, without any resistance, to be performed on the centre line

Judging

- Judging starts at the moment the competitor enters the arena.
- All gaits are judged equally.
- High headed horses and head behind the vertical will be penalized.
- Correct hunter frame and movement will be credited
- The rider itself will not be judged but, of course, influences the performance of the horse.
- Disqualifications according to FEI: fall off the horse, riding additional manoeuvres, wrong/not allowed equipment, blood, lameness, wrong gates
- Penalized if kicking, bucking, biting, rearing, bolting, pulling, disturbing other competitors.

II.2.4 Show Jumping

The Show Jumping tests will be judged according to the rules of the National Equestrian Federation in which the event takes place. Pony Jumping Rules (heights and distances between the obstacles) must be used.

Levels:

Level	FEI	min. cm	max. cm
Novice/N	E-A	80	95
Advanced/A	L-LM	95	105
Master/M	M*-M**	110	115
E Ch(*)	M***	110	120

(*) European Championships Mono Finals

European Championships SHOW JUMPING for horses 6 years and older

- Fault & Time, max. one jump off (+ 5 cm), two go rounds possible

- All horses with 0 faults in the first round qualify for the jump off and all this tied for the first place.
- Length of course in meters: 380/450
- Speed per minute in meters: 325

Obstacles

- Number of obstacles: 12 - 16 jumps
- Maximum number of combination obstacles: 2 with 2 comb. & one with 3 comb.
- Maximum height in meters: 120 cm
- Water: maximum spread 250 cm with pole
- Oxers: maximum height 110 cm
- Oxers: maximum spread 130 cm

Penalties

- 1st refuse: 3 penalties, 2nd refuse: 6 penalties, 3rd refuse: elimination
- Obstacle knocked down: 4 penalties
- Fault at water: 4 penalties
- First fall of horse or competitor or both, in all competitions: elimination

**OBSTACLES MEASUREMENTS & ECAHO
Levels**

		N NOVICE	A ADVANCED	M MASTER	European Champ.
FN		E0 - A	L - LM	M* - M**	M***
Number of Jumps	min/max	8 - 12	10 - 15	10 - 16	12 - 16
Combinations/2	min/max	0	1 - 2	1 - 2	1 - 2
Combinations/3	min/max	0	0	0 - 1	0 - 1
Combinations	ca.	630-730	630-730	630-730	630-730
Distance from jump to jump		930-1030	930-1030	930-1030	930-1030
Arabian distance					
Jumps height cm	min/max	80 - 90	95 - 105	110 - 115	110 - 120
Jumps wideness cm	min/max	70 - 85	95 - 105	110 - 115	120 - 130
Water drain/ Wideness cm	min/max	0 - 0	200 - 220	220 - 250	250
Speed (m/min)	min/max	250	300	325	325

Examples Show Jumping patterns

CHIA-A Wr. Neustadt

Class No.: 93 European Championship C CH Competition with two jump-off Sonntag, 26. Juli 2020 Start: 0:00

Table: A	Speed: 350 m/min	Obstacles: 9	1st Jump-off: 1,2,5,7b,7c,8,9b	2nd Jump-off: 1,2,5,7b,7c,8,9b
National FG	Length: 370 m	Efforts: 12	Length: 250 m	Length: 0 m
FEI FG / Act.	Time allowed: 64 sec	Penalty sec:	Time allowed: 40 sec	Time allowed: 0 sec
Height: 1,10 m	Time limit: 128 sec	Closed combination:	Time limit: 80 sec	Time limit: 0 sec

Course designer
Thomas Andresek AUT
Karl Zainlinger AUT

CHIA-A Wr. Neustadt

Class No.: 28 Small Tour Competition against the clock Freitag, 24. Juli 2020 Start: 0:00

Table: A	Speed: 350 m/min	Obstacles: 9	1st Jump-off: 0 m	2nd Jump-off: 0 m
National FG	Length: 350 m	Efforts: 10	Length: 0 m	Length: 0 m
FEI FG / Act.	Time allowed: 60 sec	Penalty sec:	Time allowed: 0 sec	Time allowed: 0 sec
Height: 0,90 m	Time limit: 120 sec	Closed combination:	Time limit: 0 sec	Time limit: 0 sec

Course designer
Thomas Andresek AUT
Karl Zainlinger AUT

CHIA-A Wr. Neustadt

Class No.: 30 **ECARO Masters International Championship** Competition with one jump-off Freitag, 24. Juli 2020 Start: 0:00

Table A	Speed: 350 m/min	Obstacles: 9	1st Jump-off: 1,2,3a,5,6,8a,8b	2nd Jump-off:
National RG	Length: 370 m	Efforts: 11	Length: 250 m	Length: 0 m
FEI RG / Aut.	Time allowed: 84 sec	Penalty sec:	Time allowed: 43 sec	Time allowed: 0 sec
Height: 1,05 m	Time limit: 128 sec	Closed combination:	Time limit: 88 sec	Time limit: 0 sec


Course designer
Thomas Andresek AUT
Karl Zainlinger AUT

CHIA-A Wr. Neustadt

Class No.: 29 **Newcomer Championship N C CH** Competition against the clock Freitag, 26. Juli 2019 Start: 0:00

Table A	Speed: 350 m/min	Obstacles: 8	1st Jump-off: 0 m	2nd Jump-off:
National RG	Length: 350 m	Efforts: 9	Length: 0 m	Length: 0 m
FEI RG / Aut.	Time allowed: 80 sec	Penalty sec:	Time allowed: 0 sec	Time allowed: 0 sec
Height: 0,80 m	Time limit: 120 sec	Closed combination:	Time limit: 0 sec	Time limit: 0 sec


Course designer
Thomas Andresek AUT
Karl Zainlinger AUT



CHIA-A Wr. Neustadt

Class No.: 27 Small Tour Competition against the clock Freitag, 24 Juli 2020 Start: 0:00

Table A	Speed: 350 m/min	Obstacles	1st Jump-off:	2nd Jump-off:
National RG:	Length: 350 m	Efforts:	Length: 0 m	Length: 0 m
FEI RG / Act:	Time allowed: 60 sec	Penalty sec:	Time allowed: 0 sec	Time allowed: 0 sec
Height: 0.80 m	Time limit: 120 sec	Closed combination:	Time limit: 0 sec	Time limit: 0 sec



Course designer:
Thomas Androsch AUT
Karl Zainlinger AUT

II.2.5 Cross Country

Basic requirements:

Novice:	min. 4 years old	
Advanced:	min. 5 years old	A
Master	min. 6 years old	LM
E Ch.	min. 6 years old	LM -M

- FEI / NF Pony Rules must be used
- A Cross Rules can be used with reduction: length at 1/3 reduce, height & wideness of the obstacles at 20 cm

II.2.6 Trail for Classic riders

A Classic Trail horse should have a different look than a Western horse. It should look more like a Classic Pleasure/Dressage horse.

The Classic Trail should be rather a presentation than a workout.

Judging:

The difficulty of the ride should be measured by the collection of the horse. Higher levels with more collection and bringing the hindquarters under the horse in good normal headset, not behind the vertical line of the head, should be the best picture. The pattern should be ridden smoothly, elegant without breaks and in correct gaits. Judgment and score will be similar to Western Trail.

The horse should be clear ridden on the leads in smooth contact with the hands, except when walking over poles and bridge. The headset should look like in Classic Pleasure. Walk overs should lengthen the neck, still in contact with the leads.

The score, the penalties & pluses are the same as in Western Trail.

Obstacles:

Same as Western Trail, distance between poles should fit the longer strides of the Classic Trail horses.

In the sidepass the bending in the direction of movement is more difficult to ride and should be judged with plus.

Backing must be smooth without breaks, straight and willingly no hurry.

Starting the Trail pattern always straight, with correct seat and leg position of the rider. Same at the halt. Correct clear gaits.

Pattern:

Same pattern and obstacles as Western Trail.

The distance of the poles should fit the gaits of a Dressage/Classic Pleasure horse.

No roll back.

Equipment:

Bits, snaffle bit and attires as for Dressage, Classic or Hunter Pleasure.

Classic Pleasure or Hunter equipment for horse and rider. No double bridle! No whip! No bandages or boots.

Leads in both hands. Leads in one hand are possible on the gate.

Always separate class.

II.2.7 Horsemanship classic

Same pattern for Western & Classic

Level

- follow recommendations for Pleasure for rail work
- the patterns should be easy, medium and difficult

N (Low-level Horsemanship):

walk, jog/trot, lope/canter, easy transitions
and manoeuvres - easy pattern

A (Medium-level Horsemanship):

walk, jog/trot, lope/canter, extended
jog/trot, turnarounds and some transitions -
medium pattern

M (High-level Horsemanship):

walk, jog/trot, lope/canter, extended jog/trot,
turnarounds, some transitions, lead changes
(simple or flying) and stop at the lope/canter –
difficult pattern

~~European Champ. (Top level Horsemanship, -):~~

~~walk, jog/trot, lope/canter, extended
jog/trot, turnarounds, some transitions,
lead changes (simple or flying), stop at the
lope/canter, more complex manoeuvres
and riding without stirrups—difficult
pattern~~

Rules: follow rules for Western, chapter II.3.6

Classic snaffle bit, leads in two hands.

II.2.8 Show Riding

Same pattern for Western & Classic

Levels:

A, M

(Not for N)

Rules: follow rules for Western, chapter II.3.7

Classic outfit for horse and rider as described for
Classic Pleasure and Dressage.

No whip, no bandages, no posting, spurs allowed

II.3 Western

II.3.1 Trail

This class will be judged using the ECAHO, USEF = AHA, AQHA rules.

Western or Classic Trail Appointments

1. For rules regarding correct Western Trail appointments, refer to Western Pleasure Appointments.

Advanced & Master levels depending on the age of the horse up to six years are allowed to use snaffle bit or Bosal, with correct Bridle: Snaffle bit with brow band & throat lash. Bosal with Hair rope/Mecate, no split reins used in both hands. To use a Bit on a younger horse is on the discretion of the rider.

6 years and older, only Western Bit or Bosal with Hair rope/Mecate, no split reins. Both possibilities only with one hand.

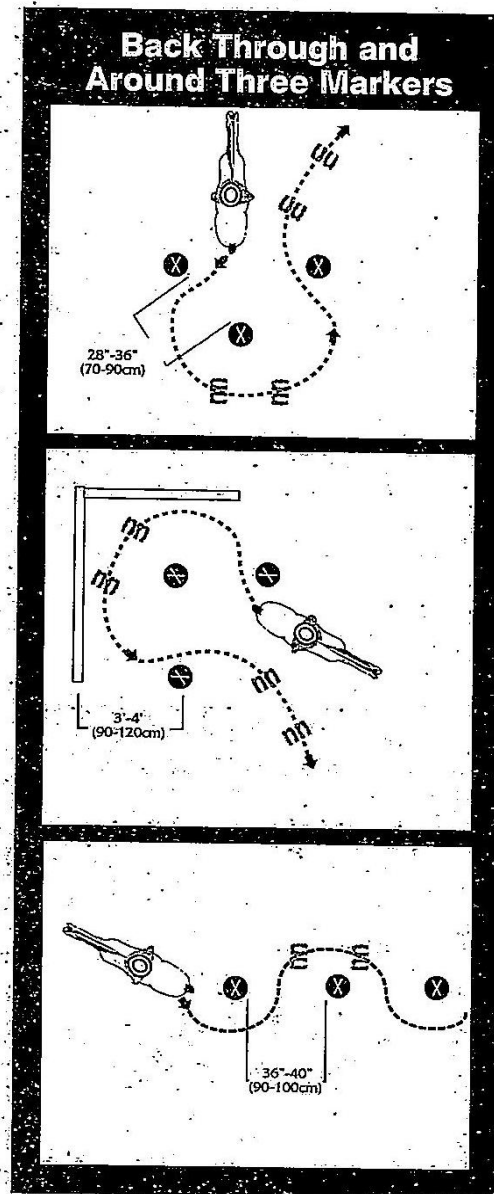
2. For rules regarding correct Classic Trail Appointments refer to Classic Pleasure, Hunter Pleasure or Dressage Appointments, no double bridle recommended.

Levels:

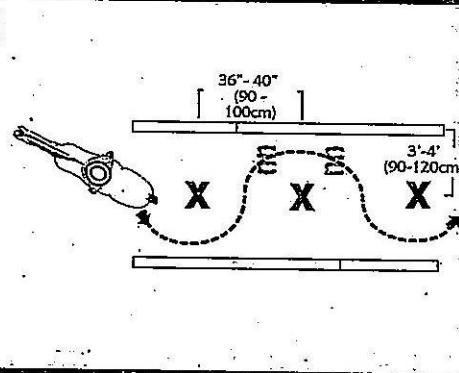
- | | |
|---|---|
| N | minimum of 6 obstacles, easy transitions & simple pattern, maximum one lope over poles |
| A | minimum of 8 obstacles, 2 combinations, maximum 4 poles elevated |
| M | minimum of 10 obstacles, 3 combinations, minimal 6 poles ore more elevated, lead changes flying or simple |

In NOVICE (N) horses can be ridden with snaffle bit and both hands regardless their age.

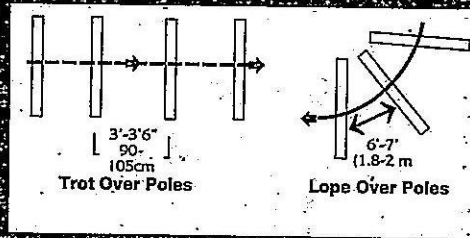
Examples of Trail Obstacles & measurements:



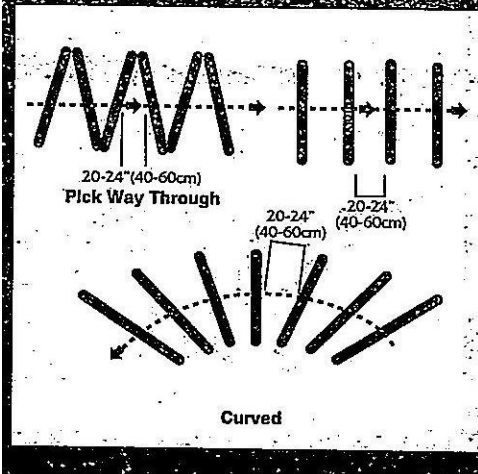
Back Through and Around Three Markers



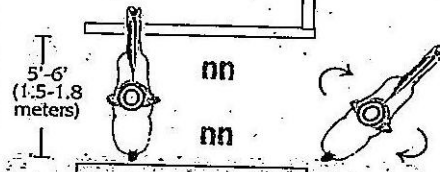
Trot Overs, Lope Overs



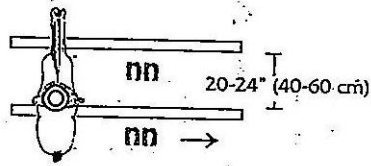
Walk Overs



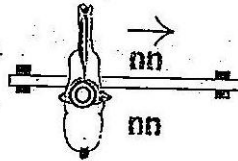
Variations of Sidepass



SIDEPASS RIGHT, TURN RIGHT
SIDEPASS LEFT

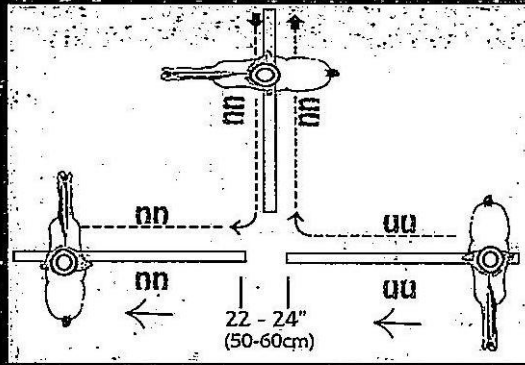


FRONT FEET INSIDE OR
BACK FEET INSIDE

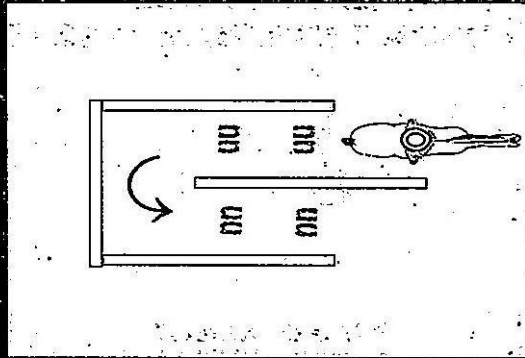
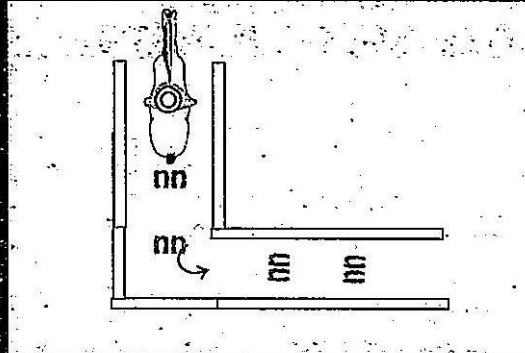


RAISED OBJECT
no more than 12" (30 cm)

Variations of Sidepass

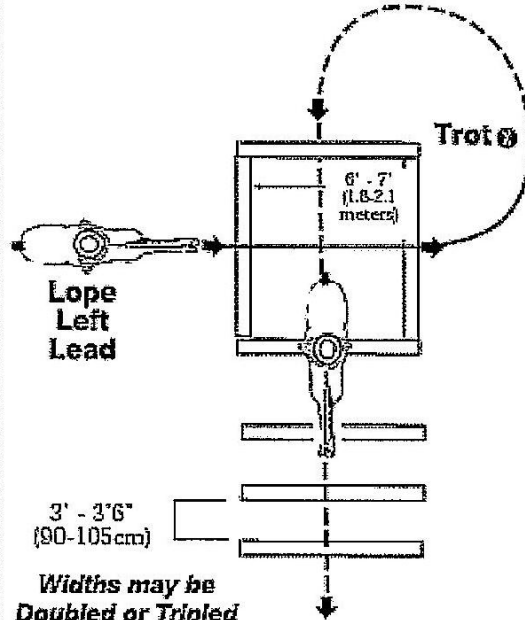


Variations of L Back Through



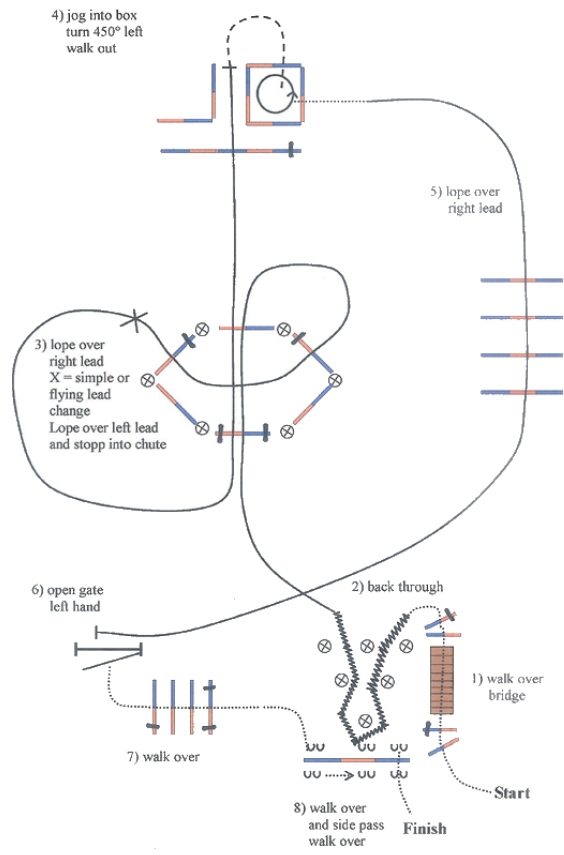
Trot Overs, Lope Overs & Walk Overs

Can use
Walk Overs, Trot Overs
& Lope Overs in One Class



*Widths may be
Doubled or Tripled
to allow for more
than one stride
between poles.*

European Championships Mono Finals Pattern example:



Working

1. Trail horses are required to work over and through obstacles.
2. No horse may enter the trail course area until the course and the judge are ready.
3. Riders will be permitted to inspect the course on foot during the Judge's instructions prior to the start of the class.
4. Tests which may be required: negotiating gate, carrying objects from one part of arena to another, riding through water, over logs or simulated brush, riding down into and up out of ditch without lunging or jumping, crossing a bridge, backing through obstacles, side passing, and performing over any reasonable conditions encountered along the trail.
5. Unnatural obstacles, such as fire extinguishers, perforated plywood in water boxes, live animals or unsafe elements such as hay bales, should be avoided.
6. Course to include a minimum of six obstacles.
7. Care in preparing the course should be exercised to prevent a direct advantage to either a small or large horse.
8. Rider's hands shall be clear of horse to avoid cueing.
9. Horses to be penalized for any unnecessary delay while approaching obstacle. Judges are encouraged to advance on to next obstacle any horse taking excessive time at an obstacle.
10. Two or more horses may be entered by the same exhibitor and the same rider may elect to show more than one horse.
11. Obvious unsoundness must be disqualified with no prize awarded.
12. Rail work shall not be required.

Conduct

ECAHO rules & scoring system shall be used.

TRAIL SCORE SHEET Judge _____ Class _____ Date _____

Obstacle Scores: +1½ Excellent, +1 Very Good, +1/2 Good, 0 Correct, -1/2 Poor, -1 Very Poor, -1½ Extremely Poor
Penalty ½: Each tick of leg, pole, cone or obstacle
Penalty 1: Hit or step on; Incorrect gait at walk or jog 2 strides or less; Both feet in space; Skip space; Split pole, failure to meet the correct strides on trot over & legs over leg
Penalty 3: Break gait at walk or jog over 2 strides; Out of lead or break of gait at lope; Knockdown; step out or jump off with 1 foot
Penalty 5: Failure to follow the correct line of travel within or between obstacles; Drop object; 1st Refusal or evade; 2nd refusal; Loss of control at gate, use of either hand; step out or jump off obstacle with more than one foot; Blatant disobedience; Failure to complete obstacle
Penalty Score 0: Use of more than 1 finger between reins; Use of 2 hands; Use of manual other than outlined; Performing obstacles incorrectly or other than in specified order; No attempt to perform obstacle Equipment failure; excessively touching horse; fall to the ground; failure to enter, exit or work obstacle from correct side or direction, including overruns of more than ¼ turn; failure to work an obstacle other than how it's described; outside boundary marker of arena or course area; 3rd refusal; failure to demonstrate correct lead or gait; on line of travel, head consistently carried too low or over flexed, except in novice classes

W/O	Entry No.	Obstacle Description	1	2	3	4	5	6	7	8	9	10	11	12	Penalty Total	FINAL SCORE
		Penalty Obstacle Score														
		Penalty Obstacle Score														
		Penalty Obstacle Score														
		Penalty Obstacle Score														
		Penalty Obstacle Score														
		Penalty Obstacle Score														
		Penalty Obstacle Score														
		Penalty Obstacle Score														
		Penalty Obstacle Score														
		Penalty Obstacle Score														

Judges Signature _____

1. This class will be judged on the performance of the horse over obstacles, with emphasis on manners, response to the rider, and quality of movement. Credit will be given to horses negotiating the obstacles with style and efficiency, providing correctness is not sacrificed. Horses should receive credit for showing attentiveness to the obstacles and the capability of picking their own way through the course when obstacles warrant it, and willingly responding to the rider's cues on more difficult obstacles.
2. Horses shall be penalized for any unnecessary delay while approaching or negotiating the obstacles. Horses with artificial appearance over obstacles should be penalized.
3. Horses must not be required to work on the rail. The course must be designed, however, to require each horse to show the three gaits (walk, jog at least 30 feet, lope right and left lead) somewhere between and or over obstacles as a part of its work, and quality of movement and cadence should be considered as part of the manoeuvre score.
4. The course to be used must be posted at least one hour before scheduled starting time of the class.
5. The judge may alter the course prior to the course walk.
6. If at any time the trail obstacle is found to be unsafe, it shall be repaired or removed from the course. If it cannot be repaired and horses have completed the course, the score for that obstacle shall be deducted. No horse shall be asked to repeat the course, except in the case of a tie.
7. All entered exhibitors will be allowed to walk and inspect the course with the judge and the course designer, if present, prior to the start of the class. Junior exhibitors may be accompanied by their trainer.
8. It is recommended that the course is no longer than 3 minutes per horse, depending on the level.
9. It is recommended to have at least 30 feet between obstacles, when arena is big enough to permit it.

10. It is not recommended for walkovers/bridge/back through combinations.

Definitions

1. **KNOCKDOWN:** When any component, element, or portion of an obstacle is displaced from its original position by horse and rider.
2. **REFUSAL:** Any action taken by the horse to avoid performing an obstacle, part of a combination of obstacles or portion of a trail course. These actions may include, but are not limited to, the following:
 - a. **Balking:** Any action that results in a horse blatantly and continuously refusing a rider's command.
 - b. Evading or running past an obstacle.
 - c. Each complete loss of the gate.
 - d. Any blatant action by the horse that demonstrates any unwillingness to approach, negotiate and/or complete an obstacle.
 - e. Negotiating an obstacle in a manner that does not constitute elimination but is not in accordance with course directions.
3. **OFF-COURSE:**
 - a. Taking an obstacle in the wrong direction.
 - b. Negotiating an obstacle from the wrong side.
 - c. Skipping an obstacle unless directed by the Judge.
 - d. Negotiating obstacles in the wrong sequence.
 - e. Not following the correct line of travel. (i.e. the drawn pattern and Judge's instructions)

Scoring Procedures

1. The prescribed Score Sheet may be used. Obstacle scores and any penalties will be totalled to arrive at a final score.
2. Scores to be announced following the conclusion of each work and before the next horse begins the course.
3. Score Sheets may be posted.
4. For method of breaking ties, refer to the order of the Judges' cards.
5. All horses enter the arena with a score of 70. With each obstacle, the judge will instruct a scribe to assign a score as well as any appropriate penalties if one or more occurs. At the end of the work, obstacle scores will be totalled. Any penalties will then be subtracted to arrive at a final score. All horses are judged from the time they enter the arena until the completion of the last obstacle.
6. Judge(s) may review official video on "No Score", "Zero", and "5 point penalties" only. (Video Review is solely the Judge(s) decision.)
7. In the case of a displaced obstacle not being corrected, the Judge may grant a re-ride.
8. Scoring will be on the basis of 0 - infinity, with 70 denoting an average performance. Each obstacle will receive an obstacle score that should be added or subtracted from 70 and is subject to a penalty that should be subtracted. Each obstacle will be scored on the following basis, ranging from plus 1 1/2 to minus 1 1/2:
 - -1 1/2 extremely poor
 - -1 very poor,
 - -1/2 poor
 - 0 correct
 - +1/2 good
 - +1 very good
 - + 1 1/2 excellent

Obstacle scores are to be determined and assessed independently of penalty points. Penalties should be assessed per occurrence as follows.

Faults which occur on the line of travel between obstacles, scored according to severity will influence the total score:

- head carried too high
- head carried too low (tip of ear below withers)
- over-flexing or straining neck in head carriage so the nose is carried behind the vertical
- excessive nosing out
- opening mouth excessively

9. The following deductions will result:

0-SCORE Disqualification (horse will be in the ranking with 0)

- Use of more than one finger between the reins
- Use of two hands (exception in Snaffle Bit or Hackamore classes designated for two hands & classic trail). Changing hands on reins; except hackamore or snaffle bit, one hand may be used on the reins opening the gate, except that it is permissible to change hands to work an obstacle (one hand riding & open the gate)
- Performing the obstacles other than in specified order
- No attempt to perform an obstacle
- Equipment failure that delays completion of pattern
- Touching the horse on the neck to lower the head, or use of free hand to instil fear or praise
- Fall to the ground by horse or rider
- Failure to enter, exit or work obstacle from correct side or direction
- Failure to ride correct line within or between obstacles
- Failure to work an obstacle in any manner other than how it's posted on course - Riding outside designated boundary marker of the course
- Third refusal on course
- Cueing horse in front of cinch
- Failure to ever demonstrate correct lead or gait, if designated
- Failure to complete obstacle

- Riding any additional manoeuvre

½ POINT

- For each tick of log, pole, cone or obstacle

1 POINT

- Each major hit of or stepping on a log, pole, cone or obstacle
- Both front or hind feet in a single-stride slot or space
- Skipping over or failing to step into required space
- Split pole in lope-over (pole between two front or two hind feet at lope)
- Incorrect or break of gait (including to correct a lead) at the walk or jog for two strides or less

3 POINTS (depending on severity)

- **Stepping outside of the confines of an obstacle with designated boundaries** (back thru, side pass, 360° box) with one foot once the horse has entered the obstacle.
- Knocking down an elevated pole, jump, cone, barrel, plant or obstacle, severely disturbing an obstacle,
- Missing or evading pole that is a part of a series of an obstacle with one foot
- Incorrect or brake of gate at walk or jog for more than two strides.
- Out of lead or break of gate at lope (except when correcting an incorrect lead)
- Falling or jumping off or out of a bridge with one foot once the horse has got onto or into the obstacle

5 POINTS

- Dropping slicker or object required to be carried on course
- First or second cumulative refusal, balk, or attempting to evade an obstacle by shying or backing more *than* 2 strides away –
- Letting go of gate or dropping rope gate
- Blatant disobedience (kicking out, bucking, rearing, striking)

- Falling or jumping off or out of an obstacle (bridge or water box) with more than one foot.
- Holding saddle with either hand touching horse by hand
- Missing or evading a pole that is part of a series of an obstacle with more than one foot

NO SCORE Elimination (horse will be not ranked)

- Abuse of an animal in the show arena and/or evidence that an act of abuse has occurred prior to or during the exhibition of a horse in competition.
- Use of illegal equipment, including wire on bits, bosals or curb chains.
- Use of illegal bits, bosals or curb chains.
- Use of tack collars, tie downs or nose bands.
- Use of whips.
- Use of any attachment which alters the movement of or circulation to the tail.
- Disrespect or misconduct by the exhibitor.
- The judge may excuse a horse at any time while in the arena for unsafe conditions or improper exhibition pertaining to both the horse and/or rider. This may include the exhibition of an animal which is clearly not in a fit or sound condition.
- The use of abusive equipment, and/or the use of abusive showing techniques by the rider.
- The exhibition of a horse that has a cut or abrasion showing clear evidence of fresh blood in the mouth, nose, chin, shoulder, barrel, flank or hip area (those areas reasonable to believe the injury may have been caused by the rider or equipment) must be considered abuse regardless of how the injury was caused.
- While each Judge is required to disqualify a horse exhibited in the manners described above, it should be noted that in every case the exhibitor should be given the benefit of any doubt, should any doubt exist.

Dimensions of Trail Obstacles

All elevated poles must be in a pole holder, e.g. trail blocks, trail risers, standard jump cups or similar type supports. The Judge has the right to alter the course.

1. **WALK-OVERS**

Single Poles: maximum height 16"

Multiples: maximum height 10"

Minimum width between poles: 20" to 24" or multiples thereof, between poles is generally considered good spacing for walkovers, depending upon difficulty desired. No rolling poles.

2. **JOG or TROT OVERS:**

3 feet to 3 feet 3", may be elevated to 8". 6" apart or multiples thereof (space is measured between poles)

3. **LOPE OVERS**

6 to 7 feet apart or multiples there of - 6 feet is preferable for most horses.

4. **BACK THROUGH**

On ground: min. 28" between min.

Elevated: 30" between min.

Barrels: 32" between min.

5. **SIDE PASSES**

Single pole: up to 24" high

Slots: never closer than 24" wide (space is measured between poles)

6. **SERPENTINES** (jog arounds)

Pylons 6 feet apart (base to base) minimum.

Guardrails, if used, should be 3 feet to either side of the pylons.

Pylons 3 feet apart (base to base) minimum.

Guardrails, if used, should be 6 to 8 feet to either side of the pylons. If tall standards are used, dimensions can be looser.

7. **GATE**

Approximately 60" high with latch available at that height

Rope gate max. 2 m wide.

8. **BRIDGE**

(suggested but not mandatory) dimensions:

minimum of 36" wide, minimum of 6' long, no higher than 12"

9. ANY OTHER MANOEUVRES

Figure horse's wheelbase at five feet front hooves to back hooves.

10. UNACCEPTED OBSTACLES

Animals, Hides, PVC pipe, Dismounting, rocking or moving bridges, Water box with floating or moving parts, Flames, dry ice, fire extinguisher, etc., logs or poles elevated in a manner that permits such to roll

II.3.2 Ranch Riding

The purpose of the ranch riding class is to measure the ability of the horse to be a pleasure to ride while being used as a means of conveyance from performing one ranch task to another. The horse should reflect the versatility, attitude, and movement of a working ranch horse riding outside the confines of an arena. The horse should be well-trained, relaxed, quiet, soft and cadenced at all gaits. The ideal ranch horse will travel with forward movement and demonstrate an obvious lengthening of stride at extended gaits. The horse can be ridden with light contact or on a relatively loose rein without requiring undue restraint, but not shown on a full drape of reins. The overall manners and responsiveness of the ranch riding horse to make timely transitions in a smooth and correct manner, as well as the quality of the movement are of primary considerations. The ideal ranch riding horse should have a natural head carriage at each gait.

For horses four years of age and older, offered for ECAHO Level N, A, M.

A Western Pleasure or walk/trot Western Pleasure and Ranch Riding class at the same show regardless of division is possible.

Class requirements:

1. Each horse will work individually, performing the required gait manoeuvres and minimum of three optional manoeuvres. Horses will be scored on the basis of 0 to 100, with 70 denoting an average performance. Each manoeuvre will receive a score that should be added or subtracted from 70 and is subject to a penalty that should be subtracted. Each manoeuvre will be scored on the following basis, ranging from plus 1 1/2 to minus 1 1/2.: -1 1/2 extremely poor, -1 very poor, -1/2 poor, 0 correct, +1/2 good, +1 very good, +1 1/2 excellent.
Manoeuvre scores are to be determined and assessed independently of penalty points.
2. The required gait manoeuvres will include the walk, trot, and lope both directions: and the extended trot and extended lope at least one direction; as well as stops, and back.
3. The optional manoeuvres may include a side pass, turns of 360 degrees or more, change of lead (simple or flying), walk, trot, or lope over a log(s); or some reasonable combination of manoeuvres that would be reasonable for a horse to perform or encounter during ranch work.
4. One of the suggested patterns may be used, however, a judge may utilize a different pattern as long as all required manoeuvres and the three (or more) optional manoeuvres are included. Should a judge use one of his/her own patterns, it is recommended to not have the stop following an extended lope.
5. The manoeuvres may be arranged in various combinations with final approval by the judge.
6. The overall cadence and performance of the gaits should be as those described in GAITS, with an emphasis on forward movement, free-flowing, and ground covering for all gaits. Transitions should be

performed where designated, with smoothness and responsiveness.

7. No time limit.
8. The use of natural logs is encouraged.
9. Posting at the extended trot is acceptable.
10. Touching or holding the saddle horn is acceptable.

Ranch Riding apparel and equipment

1. No hoof polishes.
2. No braided or banded manes or tail extensions.
3. Trimming inside ears is discouraged.
4. Trimming bridle path is allowed, also trimming of fetlocks or excessive (long) facial hair.
5. Equipment with silver should not count over a good working outfit. Silver on bridles and saddles is discouraged.
6. It is suggested that competitors use a breast collar and a rear cinch.

Ranch Riding Penalties

A contestant shall be penalized each time the following occur:

1. **One-point penalties:**
 - Too slow/per gait
 - Over-bridled
 - Out of frame
 - Break of gait at walk or trot for 2 strides or less
2. **Three-point penalties:**
 - Break of gait at walk or trot for more than 2 strides
 - Break of gait at lope, wrong lead or out of lead, draped reins (per manoeuvre)
 - Out of lead or cross-cantering more than two strides when changing leads
 - Trotting more than three strides when making a simple lead change
 - Severe disturbance of any obstacle

3. **Five-point penalties:**
Blatant disobedience (kick, bite, buck, rear, etc.) for each refusal
4. **Placed below horses performing all manoeuvres**
Eliminates manoeuvre
Incomplete manoeuvre
5. **Zero score:**
Illegal equipment including hoof black, braided or banded manes, or tail extensions
Wilful abuse, major disobedience or schooling
6. **No specific penalties** will be incurred for nicks/hits on logs, but deduction may be made in manoeuvre score.
7. **No specific penalties** will be incurred for over/under spins, but deduction may be made in manoeuvre score.

GAITS - RANCH RIDING:

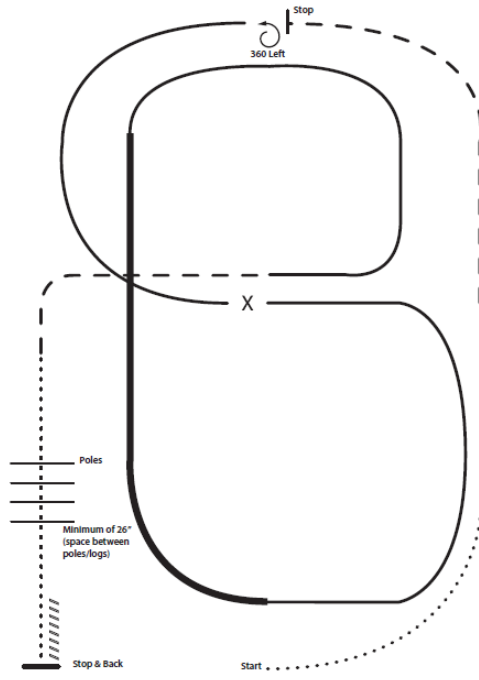
In all gaits, movement of the ranch riding horse should simulate a horse needing to cover long distances, softly and quietly, like that of a working ranch horse.

The following terminology shall apply:

1. **Walk:** The walk is a natural, flat footed, four-beat gait. The gait is rhythmic and ground-covering. As in all gaits, the horse should display a level, or slightly above level topline with a bright, attentive expression.
2. **Trot:** The trot is a natural two-beat gait demonstrating more forward motion than the Western jog.
3. **Extended trot:** The extended trot is an obvious lengthening of the stride with a definite increase in pace. The horse should be moving in a manner as if it were covering a large area on a ranch with an above level topline.

4. **Lope:** The lope is a three-beat gait. The lope should be relaxed and smooth with a natural, forward moving stride.
5. **Extended Lope:** The extended lope is not a run or a race but should be an obvious lengthening of the stride, demonstrating a forward, working speed. The horse should display an above level topline with a bright, attentive expression.

Ranch Riding – PATTERN 1



II.3.3 Reining

(all NRHA rulebook patterns)

Levels

Novice	no sliding stop, no flying lead changes
Advanced	flying or simple lead change, sliding stop or halt
Master	flying lead changes, sliding stops, spins
Eur. Ch.	NRHA Reining pattern high level (difficult) example NRHA 2, NRHA 12

In **NOVICE** (N) horses can be ridden with snaffle bit and both hands regardless their age.

Reining Horse – General

- The Arabian reining horse section shall be conducted in accordance with the current NRHA Handbook as modified by the following Arabian rules.
- Where the Arabian rules are missing, NRHA rules prevail.
- There is no restriction on the number of horses a rider may show in a class.
- Arabian breed restricted competitions that offer Reining classes, but are not licensed as a Reining competition, are not required to have video instant replay available to the Judges.
- Equipment checks are to be conducted either by the (call) judge prior to leaving the arena or by the Steward immediately outside of the performance arena after the run.
- Patterns must be posted.

Reining Horse Patterns

Patterns – please see NRHA/AQHA Handbook.

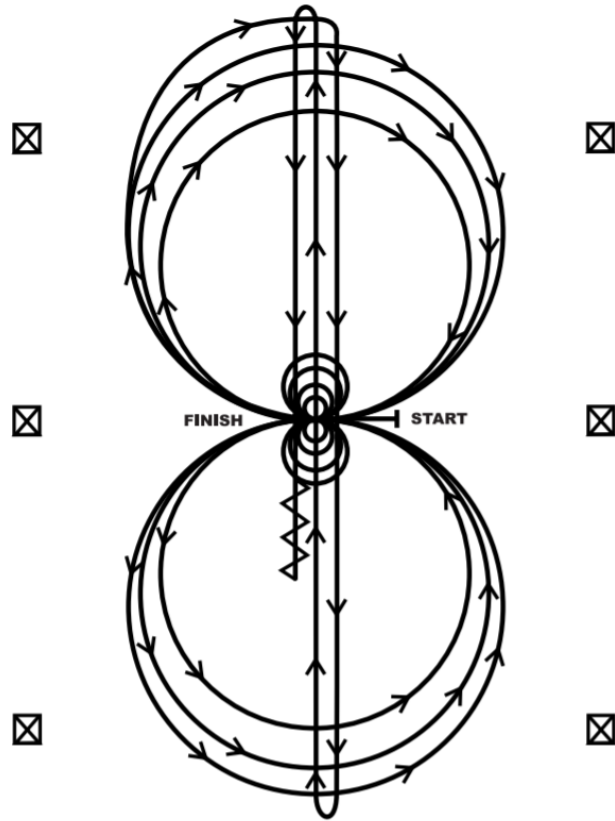
Example for European Championships: NRHA 2, NRHA 12

NRHA – Pattern 2

Horses may walk or jog to the centre of arena. Horses must walk or stop prior to starting pattern. Beginning at the centre of the arena facing the left wall or fence.

1. Beginning on the right lead, complete three circles to the right: the first circle small and slow; the next two circles large and fast. Change leads at the centre of the arena.
2. Complete three circles to the left: the first circle small and slow; the next two circles large and fast. Change leads at the centre of the arena.
3. Continue around previous circle to the right. At the top of the circle, run down the middle to the far end of the arena past the end marker and do a right rollback - no hesitation.
4. Run up the middle to the opposite end of the arena past the end marker and do a left rollback - no hesitation.
5. Run past the centre marker and do a sliding stop. Back up to the centre of the arena or at least ten feet (three meters). Hesitate.
6. Complete four spins to the right. Hesitate.
7. Complete four spins to the left. Hesitate to demonstrate the completion of the pattern.

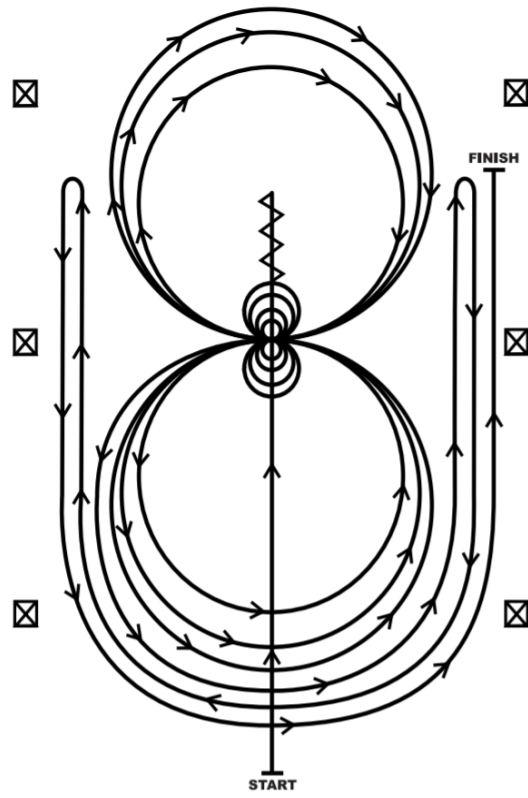
PATTERN 2



NRHA – Pattern 12

1. Run past the centre marker and do a sliding stop. Back up to the centre of the arena or at least 10 feet (3 meters). Hesitate.
2. Complete four spins to the right. Hesitate.
3. Complete four and one-quarter spins to the left so that the horse is facing the left wall or fence. Hesitate.
4. Beginning on the left lead, complete three circles to the left: the first two circles large and fast; the third circle small and slow. Change leads at the centre of the arena.
5. Complete three circles to the right: the first two circles large and fast; the third circle small and slow. Change leads at the centre for the arena.
6. Begin a large circle to the left but do not close this circle. Run up the right side of the arena past the centre marker and do a right rollback at least 20 feet (6 meters) from the wall or fence-no hesitation.
7. Continue back around previous circle but do not close this circle. Run up the left side of the arena and past the centre marker and do a left rollback at least 20 feet (6 meters) from the wall or fence-no hesitation.
8. Continue back around previous circle but do not close this circle. Run up the right side of the arena
9. past the centre marker and do a sliding stop at least 20 feet (6 meters) from the wall or fence. Hesitate to demonstrate completion of pattern.

PATTERN 12



II.3.4 Western Pleasure

Levels:

N walk jog, lope, back up

A walk, jog, lope extended jog, back up

M walk, jog, lope extended jog, hand gallop back up

European Championships = Level M +

In **NOVICE (N)** horses may be ridden with snaffle bit and both hands regardless their age.

Rider's equipment

- Western style according to the rules

Horse's equipment

- Snaffles & Bosal in two hands under 6 years or Novice.
- Bits- split reins or Romal reins, or Bosal with Hair rope/Mecate, Romal, no split reins. Both possibilities only with one hand 6 and over. Must be used according to the rules.
- A change of reins during the competition is not allowed.
- Pleasure bridle/saddle/seat and attire

Qualifying Gaits

The horse should give the impression of being a pleasure to ride and show a mannerly attitude. All gaits must be performed **CORRECT**, straight and willingly with ease, cadence and balance. The horses should be balanced in all aspects and create the appearance they enjoy their job. Good pleasure horses have a brisk, animated stride that allows them to comfortably move forward with grace and elegance. The breed characteristics of the Arabian horse should be recognizable. It is particularly important to pay attention to an elegant supporting neck, which should be worn in a light natural elevation. The horses should carry their weight on the hind legs and reach far under the body. The frontline of the head should not be behind the vertical line. Transitions should be smooth and correct.

- Competitors enter the ring in counter clockwise direction at the Walk
- a natural, flat-footed Walk, a comfortable, smooth Jog and a flowing, smooth Lope are required
- Extended Jog and ~~Canter (hand-gallop)~~ **Extended Lope** may be asked in Advanced/Master classes
- Back: straight and fluent, without any resistance, to be performed on the centre line
- Quiet standstill is a must!

Judging

- Judging starts at the moment the competitor enters the arena.
- All gaits are judged equally.
- The horses are judged on manners, performance, suitability as a pleasure horse, quality and conformation.
- The horses will be judged in the following order: correctness of gait first, quality of gait second, degree of difficulty third.
- The rider itself will not be judged but, of course, influences the performance of the horse.
- Disqualifications: fall off the horse or rider, riding additional manoeuvres, wrong/not allowed equipment, blood, lameness.
- Penalized if wrong gaits shown, kicking, bucking, biting, rearing, bolting, pulling, disturbing other competitors.

No back up on the rail!

II.3.5 Freestyle Reining

This class will be judged according to AHA, AQHA, NRHA rules.

Level N minimum of 2 lead changes at the canter

Level A minimum of 3 lead changes at the canter

Level M minimum of 4 lead changes at the canter

In **NOVICE (N)** horses may be ridden with snaffle bit and both hands regardless of their age

1. Reining manoeuvres originated from moves that a cow horse must use in performing its duties and have been refined to the high level of competition existing today. Freestyle Reining not only provides an opportunity to use these manoeuvres creatively, but also to expand them to music by means of choreography. Riders are encouraged to use musical scores which permit them to show the athletic ability of the horse in a crowd appealing way.
2. NRHA rules will apply except where the following rules pre-empt same.
3. **REQUIRED MANOEUVRES** will be defined as follows:
 - A minimum of 4 consecutive spins to the right
 - A minimum of 4 consecutive spins to the left
 - A minimum of 3 stops
 - A minimum of 1 lead change at the canter from right to left (see class specifications)
 - A minimum of 1 lead change at the canter from left to right (see class specifications)
4. Exhibitors will only be judged astride.
5. Exhibitors are allowed to use two hands (as well as one or no hands) and any bit approved by the NRHA rule book, including snaffle bits and bosals approved for use in the Snaffle bit or Hackamore classes.

6. Failure to perform all the required manoeuvres or failure to complete the performance within the time limit will result in a 0.
7. Additional manoeuvres such as rollbacks, backups, speed variations, and non-classical reining manoeuvres such as half pass and side pass are appropriate in Freestyle and shall be given appropriate credit. Additional repetitions of required manoeuvres are appropriate but will only add or subtract from the existing scores already given for the required manoeuvres, not as additional scores.
8. **TIME LIMIT** is a maximum of 4 minutes including any introductions. The time limit will be from the beginning of the music or from the beginning of the introduction (whichever is first) and will end with the music.
9. **COSTUMES** are permitted but not required. Emphasis is placed on performing the reining manoeuvres to music.
10. **PROPS** are permitted but at no time may hinder the Judges' view of the horse. The use of props will not add to the score.
11. **JUDGING FREESTYLE REINING.**
 - The judging method to be used for the Freestyle Reining will allow for the assessment of an overall score following the ride. This overall score will be based on the technical merit of required manoeuvres and the quality of non-required manoeuvres as they add or detract from the overall impression of the ride.
 - Each rider will be scored from 0 to infinity with 70 denoting an average score.
12. **Definition of required manoeuvres:** As listed previously.
13. **Definition of transitional manoeuvres:** Those manoeuvres which allow a horse to move from one part of the pattern to another which are not specifically designated as required including but not limited to such manoeuvres as trots and transitions between gaits.

14. **Definition of non-required manoeuvres:**
Those manoeuvres which are not required but demonstrate creative moves displaying control, increased degree of difficulty, athletic ability, and finesse attributed to the skill levels of a well-trained reining horse.

II.3.6 Horsemanship western

Same pattern for Western & Classic

Level

- follow recommendations for Pleasure for rail work
- the patterns should be easy, medium and difficult

Novice (Low-level Horsemanship)

walk, jog/trot, lope/canter, easy transitions
and manoeuvres - easy pattern

Advanced (Medium-level Horsemanship)

walk, jog/trot, lope/canter, extended
jog/trot, turnarounds, and some transition
- medium pattern

Master (High-level Horsemanship)

walk, jog/trot, lope/canter, extended jog/trot,
turnarounds, some transitions, lead changes
(simple or flying) and stop at the lope/canter –
difficult pattern

~~European Championship All Around (Top-level Horsemanship)~~

~~walk, jog/trot, lope/canter, extended
jog/trot, turnarounds, some transitions,
lead changes (simple or flying), stop at the
lope/canter, more complex manoeuvres
and riding without stirrups—difficult
pattern~~

This class will be judged according to ECAHO Green
Book Rules. ~~Minimum score to be positive 60~~

General

1. Position: Riders will be judged on seat, hands, performance of horse, appointments of horse and rider and suitability of horse to rider. Results as shown by the performance of the horse are NOT to be considered more important than the method used in obtaining them.

Position

2. **Basic Position.** The stirrup should be just short enough to allow heels to be lower than toes. Body always should appear comfortable, relaxed and flexible. Feet should be placed in the stirrups with weight on ball of the foot. Consideration, however, should be given to the width of the stirrups, which vary on Western saddles. If stirrups are wide, the foot may have the appearance of being "home" when, in reality, the weight is being properly carried on the ball of the foot. Arms are in a straight line with body, the one holding reins bent at elbow. Only one hand is to be used for reining regardless of type of it used and hands shall not be changed. Hand to be around reins. When split reins are used and ends of split reins fall on the same side as reining hand, one finger between reins is permitted. When using Romal or when ends of split reins are held in hand not used for reining, no finger between reins is allowed. The position of the hand not being used for reining is optional, but it should be kept free of the horse and equipment and held in a relaxed manner with the rider's body straight at all times. Rider can hold Romal or end of split reins to keep from swinging and to adjust the position of the reins, provided it is held at least 16 inches from the reining hand. Hand to be above horn and as near to it as possible. Bracing against horn or coiled area is penalized.
3. **Position in Motion.** Rider should sit to jog and not post. At the lope, rider should be close to saddle. All movements of horse should be governed by the use of imperceptible aids and the shifting of rider's weight is not desirable.

Appointments

Competitors must be penalized for incomplete appointment but not necessarily disqualified.

4. **Personal:** Riders shall wear Western hat; long-sleeved shirt with collar; a necktie, kerchief, or bolo tie; trousers or pants; (a one-piece long-sleeved equitation suit is acceptable provided it includes a

collar). Chaps, shotgun chaps or chinks and boots are required. A vest, jacket, coat, and/or sweater may also be worn. Protective headgear with harness is optional in all classes; not required to be of Western style. Spurs are optional. Hair must be neat and securely fastened if long so as not to cover rider's number.

Tack: The saddle must fit the rider. It may be slick of swelled fork, have a high or low cantle but must definitely be sized to the rider. Nothing that would prevent the stirrups from hanging freely shall be added to or deleted from a standard western saddle.

5. There shall be no discrimination against standard Western bit. Curb chains and leather chin straps may be used but must be flat and at least 1/2" in width and lie flat against the jaw of the horse. No wire, rawhide, metal, or other substance can be used in conjunction with or as part of the leather chin strap or curb chains. A light lip strap is permissible.
6. Hackamores (no mechanic), all snaffle bits, tiedowns, running martingales, draw reins, bosals and cavesson-type nosebands are prohibited. Silver equipment may be used but shall not be given preference over good working equipment.
7. In Medal Classes, it is mandatory for the Judge to have bits dropped and inspected on all finalists being considered for an award. Riders must be dismounted for this inspection.
8. Bandages and boots of any type are prohibited. In the event of injury, the judge may permit a protective bandage.

Class Conduct

9. Class routine will conform to Equitation Rule, with the following exceptions: All exhibitors must be required to perform a pattern composed of a minimum of four tests. Off pattern does not eliminate an exhibitor.
10. Instructions must be publicly announced, and patterns must be posted at least one hour before the class.

Tests from which the Judges must choose:

- Back
- Individual performance on rail
- Figure eight at the jog
- Lope and stop
- Group performance on rail
- Figure eight at lope and the correct lead demonstrating simple change of lead
- Serpentine at the jog
- Ride without stirrups
- Serpentine at the lope, with simple lead changes
- Change leads down the centre of the ring or a rail demonstrating a simple change of lead. (In a simple change of lead, the horse is brought back to the halt and restarted into the lope and the opposite lead from the halt or walk.)
- Execute quarter, half or full turn and haunches turning either direction or both. Spins will be grounds for elimination (A spin is characterized by deep haunch flexion and both front legs off the ground at the same time during turn.)

II.3.7 Show Riding (Western Riding)

Levels:

Advanced, Master

Not for Novice

Working

This contest is neither a stunt nor a race, but it should be performed with reasonable speed. It is a competition in the performance and characteristics of a good, sensible, well-mannered, free and easy moving horse. Horses will be judged on riding qualities of gaits, flying changes of lead; response to rider; manners and disposition.

Credit

Credit shall be given for, and emphasis placed on smoothness, even cadence of gaits, and the horse's ability to change leads precisely and easily rear and front at the centre point between markers. The horse should cross the log of both the jog-trot and lope without breaking gait or radically changing stride.

Pattern

1. Markers must be 30' to 50' apart
2. Gate - Optional. The horse is to approach at a walk and put the rider in a position to open, pass through, and close without dismounting. If a gate is not used, the horse shall walk to the first marker and make the transition to the jog-trot at that marker.
3. The markers (barrels, cones, kegs or standards recommended) should be separated by a uniform measured distance of not less than 30 or more than 50 feet on the side with five markers. The judge is responsible for correctness of the pattern.
4. The rectangle represents an obstacle (one small log recommended), minimum of eight feet in length.
5. The long and sometimes twisted line indicates the direction of travel and the gaits at which the horse is to move. The dotted line indicates the walk, the dash line jog trot. And the solid line lope.
6. The exhibitor will negotiate horse through the gate and proceed on course as indicated by the pattern. Any horse not following the exact pattern will be

disqualified. The judge may require an exhibitor to repeat or reverse any part of the routine.

Scoring

1. Scoring will be on a basis of 60 to 80 with 70 denoting an average performance.
2. Points will be added or subtracted from the 9 (8 if gate not used) manoeuvres as follows:
 - a. excellent: +1, good: +0,5, average: 0, poor: - 0,5, very poor: - 1
3. The nine manoeuvres are as follows:
 - a. gate,
 - b. walk/transition to jog/log,
 - c. jog/transition to lope,
 - d. line (side) lead changes (plus/minus 1 point per change),
 - e. first two crossing lead changes (plus/minus 1 point per change),
 - f. log (lope),
 - g. second two crossing lead changes (plus/minus 1 point per change),
 - h. lope/stop/back, minimum of 10 feet, and
 - i. overall pattern accuracy and smoothness (plus/minus 1 point).

Penalties

An exhibitor shall be penalized for:

1. Releasing gate due to horse's disobedience, knocking over gate, unable to complete gait: 5 points
2. Use of free hand to instil fear in horse: 3 to 5 points
3. Breaking gait at lope, including simple lead change: 3 points
4. Failure to change leads: 3 points
5. Additional lead changes anywhere on course: 3 points
6. Failure to take prescribed gait where pattern designates: 2 points
7. Breaking gait at walk or trot: 1 point
8. Hitting log: 1 point
9. Failure to change lead behind: 1) from 1/2 stride up to the cone - 1/2 point; 2) to next change - 1 point
10. Ticking (light touch) log: 1/2 point.

Off-pattern

A horse that goes off the pattern is disqualified. Off-pattern is any of the following:

- An incomplete pattern,
- incorrect order of manoeuvres,
- knocking over markers,
- passing wrong side of marker or
- missing the log

Faults

The following characteristics are considered faults and should be judged accordingly:

- Opening mouth excessively or rising head on manoeuvres.
- Anticipating signals or early lead changes.
- Stumbling.
- Any unnecessary aid given by the rider, such as: unnecessary talking, petting, spurring, quirting, or jerking of the reins.
- Failure to start the lope within 20 feet of the log after crossing it at the jog.

Class specification

To be judged on performance with emphasis on:

- manners 70 %
- appointments, equipment, neatness (silver not to count) 10 %
- conformation 20 %

Horses to be shown in standard Western equipment.

II.4 Driving

II.4.1 Obstacle Driving

Level

**N, A, M, European Championships All Around /
Mono Title**

**Only one in hand, no groom with the vehicle during
competition.**

1. This class will be judged according to FEI, NF, USEF Rules.
2. Competition C must take place in an enclosed arena not less than 70 m x 120 m or an equivalent area. Should this not be possible the number of obstacles should be reduced accordingly.
3. Competition C may be conducted either on the basis of the number of obstacles knocked over, which will be known as Fault Competition, or against the clock which will be known as the Time Competition.
4. In Events which do not incorporate Competition C as part of a Combined Driving Event the Organizing Committee may decide to use either the Fault Competition or the Time Competition.
5. In both Fault and Time Competitions the number of obstacles may not exceed 20. In both cases the length of the course must be between 500 and 800 m and the time allowed calculated for a speed of 210 m per minute. In second and subsequent rounds, the time allowed will be calculated for a speed of 220 m per minute.
6. A plan of the course must be given to the competitors not less than 48 hours before the start of Competition C. A plan of the course including the length and the time allowed will be posted in the collecting ring not less than one hour before the Competition.
7. The course will be open for inspection at least one hour before the start of Competition C, and only competitors, Chefs d'Equipe and trainers are allowed to inspect the course, on foot in appropriate driving dress.

Method of judging

1. A competitor must start within one minute from the sound of the bell, otherwise he will be eliminated. Should there be any difficulty in entering the arena competitors may request permission from the Jury for the team to be led into the arena by the grooms.
2. Grooms must remain seated in their proper places during the time the vehicle is on the course. A groom standing behind the driver or indicating the course to the driver at any time before the competitor has crossed the finishing line will be cause for elimination.
3. In the event of a competitor passing through obstacles out of sequence, the President of the Jury or his representatives will ring the bell after he passes through the incorrect obstacle and the competitor will be eliminated.
4. The whole vehicle and all horses must pass between the flags defining each obstacle. If the competitor has a disobedience and knocks down any part of an obstacle without completing the whole obstacle correctly (i.e. breaking out of a multiple obstacle or when running out or refusing a pair of markers) the bell will be rung for the obstacle to be rebuilt and ten seconds will be added to the competitor's time. When the obstacle has been rebuilt the bell will be rung again and the competitor may then retake the obstacle and continue his round.
5. Penalties may only be incurred for dislodging the ball and the collapsible elements of obstacles constructed of elements of show jumps. Other markers, turning posts and obstructions may be used, but no penalty is incurred if they are knocked over, touched or displaced.
6. The following are considered as disobediences and penalized as such: circling, refusal, resistance, or run-out. Penalties for disobediences are cumulative whether they are incurred at the same obstacle or throughout the same course.
 - Circling: competitor crosses his own line before an obstacle or before the finish line. If a competitor takes the wrong direction but

- corrects himself before passing through the next obstacle, he will not be penalized unless he crosses his original track before taking the obstacle.
- Refusal: Stopping in front of an obstacle or in a multiple. If a horse hesitates without knocking the obstacle down and without reining back, followed immediately by driving cleanly through, the competitor is not penalized. If the stop is prolonged, or if the horse steps back even a single pace voluntarily or not, he is penalized for disobedience. In an open multiple (serpentine, zigzag), the combination must be retaken from the beginning.
 - Run-out: If the horses are not under full control of the driver and avoid the obstacle to be driven it is considered to be a run-out and penalized as such. The same is true, if, after having been presented to the obstacle, any part of the turnout goes past the extended line of the obstacle to be driven, or an element of a multiple, or of the finishing line.
 - Resistance: A horse is considered to offer resistance if, at any time and for whatever reason, it refuses to go forward (with or without moving back), turns around more or less completely, rears, etc.
7. If the competitor has broken or disconnected reins, traces, or pole straps or chains the judge must ring the bell and stop the time. The competitor must put a groom down and reconnect and be penalized for a groom dismounting.
 8. Competitors will be required to salute the Jury unless time or lay-out of the course prevents it.
 9. If a competitor passes through any obstacle after crossing the finishing line, he must be reported to the Appeal Committee which may impose a fine.

Fault Competition

1. Each competitor will be timed by stopwatch or by electronic timing device from the moment the first part of the horse crosses the starting and finishing lines.

2. The time allowed will be calculated from a speed of 200 m per minute. The time limit will be twice the time allowed. In second and subsequent rounds the time allowed will be calculated on a speed of 220 m per minute.
3. Faults will be incurred for:
 - Dislodging a ball
 - Knocking over or displacing a marker or any part of an obstacle
 - Disobedience
 - Groom or driver dismounting
4. Faults incurred will be penalized as follows:
 - For exceeding the time allowed every commenced period of one second: 0,5 points
 - For dislodging a ball: 5 points
 - For knocking over any element of a multiple obstacles: 5 points
 - If an obstacle is being rebuilt: add 10 sec.

For disobedience:

First time	5 points
Second time	10 points
Third time	Elimination

For driver dismounting:

First time	5 points
Second time	10 points
Third time	Elimination

Incomplete Presentation

- For taking an obstacle out of sequence:
Elimination
- For exceeding the time limit: Elimination
- For starting before the sounding of the bell:
Elimination
- For failing to pass through the start of finishing flags: Elimination
- For receiving outside assistance: Elimination
- Should a groom use the reins, the brake or the whip at any time before the competitor has crossed the finish: Elimination

- Should a groom stand behind the driver or indicate the course to the driver: Elimination
5. The classification will be decided by the total of penalties incurred.

OBSTACLE DRIVING

Level N, A, M

OBSTACLE DRIVING	N-level	A-level	M-level
	First round	First round	First round
Length of course in meters	400 – 500 m	500-600 m	600-700 m
Speed per minute in meters	160 m / min.	180 m / min.	200 m / min.
Penalty for exceeding time allowed	0,5 points / sec.	0,5 sec points /	0,5 sec points /
Exceeding the time limit	Elimination	Elimination	Elimination
Number of obstacles	10 – 12	10-14	14-16
Multiples	None	None	2
Width of obstacles	Standard outside trackwidth + 60 cm	Standard outside trackwidth + 50 cm	Standard outside trackwidth + 40 cm
Remarks	No water, no zigzag, no multiple obstacles	No water, no zigzag, multiple obstacles possible	No water, no zigzag, multiple obstacles, and bridge possible
Vehicles allowed	Marathon no groom, one-in-hand, OR Pleasure Driving Cart/Formal Driving Buggy, no, groom, 1-in-hand	Marathon no groom, one-in-hand, OR Pleasure Driving Cart/Formal Driving Buggy, no, groom, 1-in-hand	Marathon no groom, one-in-hand, OR Pleasure Driving Cart/Formal Driving Buggy, no, groom, 1-in-hand

Drive-off: ALL LEVELS: To be announced

The class will be conducted on the basis of the number of obstacles knocked over (Fault Competition) & in a maximum time.

In the event of a tie, the drive-off will be conducted against the clock (Time Competition)

Length 400 – 800 m, one in hand, no groom on the vehicle.

Levels:

N Novice

Time (200 m /min) & Fault competition. Distance

between the Obstacles 30 cm more than

the widest measurement of the vehicle, only walk & trot, 12 obstacles.

A Advanced

Time (220 m/min) & Fault competition. Distance

between the Obstacles 20 cm more than the widest

measurement of the vehicle, 16 obstacles.

M Master

Time (230 m/min) & Fault competition. Distance

between the Obstacles 15 cm more than the widest

measurement of the vehicle 18 obstacles.

European Championships

Time (250 m/min) & Fault competition. Distance

between the Obstacles 10 cm more than the widest

measurement of the vehicle, max. 22 obstacles.

II.4.2 Pleasure Driving

Level: N, A, M, European Championships

General

1. Competitors enter the ring on the left hand at the jog trot.
2. Judges are required to consider the performance at each gait equally in adjudicating this class.
 - Judges may ask for Walk, Jog Trot, Normal Trot, Strong Trot.
 - Extreme speed to be penalized.
 - To stand quietly at the middle line with head to the judges and to back readily.
 - To be judged on manners, performance and quality.
3. One header per horse may be utilized to ensure the safety of exhibitors. Header must be properly attired. A plain unmarked smock is required.

Appointments

1. To be shown in light show harness (1-in-hand), bridle with blinkers, over check (with separate over check bit) or side check (separate side check bit optional), and snaffle bit. Equipment to be in sound condition.
2. Either a two or four-wheeled vehicle suitable to the horse is required.
3. Use of a two-wheeled vehicle is encouraged.

Qualifying Gaits:

It is imperative that the horse give the distinct appearance of being a pleasure to ride and display a pleasurable attitude. To this end, all gaits must be performed with willingness and obvious ease, cadence, balance and smoothness.

1. Walk, a four-beat gait: Brisk, true and flat-footed with good reach.
2. The jog is a smooth, ground-covering two-beat diagonal gait. The horse works from one pair of diagonals to the other pair. The jog should be square, balanced and with straight forward movement of the feet. Horses walking with their

back feet and trotting in the front are not considered performing the required gait. When asked to extend the jog, it moves out with the same smooth way of going.

3. Normal trot, a two-beat gait: To be performed at medium speed with moderate collection. The normal trot must be mannerly, cadenced, balanced and free-moving.
4. Strong trot, a two-beat gait: This trot is faster and stronger than the normal trot. It is performed with a lengthened stride, powerful and reaching, at a rate of speed which may vary between horses since each horse should attain his own strong trot in harmony with his own maximum natural stride. The horse must not be strung out behind. He should show moderate collection without exaggeratedly high action in front. He must present a willing attitude while maintaining form. The strong trot must be mannerly, cadenced, balanced and free-moving.

Technical Rules for Cart and Buggy:

1. Length of shafts, 88'', 96'' suitable to the horse.
2. Cart to be used only with Boot & Basket.
3. Seat to be flat, stitched, slightly formed
4. Size of the wheels for Carts: wheels with spokes, pneumatic tires: 24''-26''. Wooden wheels 26'' – 30''. Size of the wheels for Buggies: 26'', pneumatic tires only.
 - o Wooden shafts only.
 - o No back-rest or rails
 - o Measurements between the shafts in front of the driver seat (track centre): 49''
 - o Any colour permitted; the Cart may be entirely from wood.
5. For the Buggy (fine harness buggy) a low rail is permitted.

Bits permitted in Pleasure Driving:

The most common bits are:

- Smooth Copper Moth Half Cheek
- Smooth Straight Half Cheek
- Plain Half Cheek
- Smooth 4-ring Bit

- Plain Overcheck Bit

Bridle and Harness for Pleasure Driving:

- Driving Whip with short lash, maximum 180 cm (6 feet) length of whip to reach the shoulder of the horse. Lash ca. 20 - 30 cm.
- Cart with dash, screen or solid, with rail
- Formal Driving Show Buggy, varnished.
- Cart with pneumatic tires, spoke-wheels, varnished.
- Cart in natural wood and wooden wheels with rubber.

All vehicles approved for Dressage Driving for 1-in-hand are permitted for Pleasure Driving, without groom.

II.4.3 Dressage Driving

Levels: N, A, M, European Championship All Around, European Championship Mono Title

- Following FEI Dressage Driving test, NF Dressage Driving Test.
- Only one in Hand, no Groom, all vehicles accepted by AHA, USEF, FEI are allowed.
- Driving All Around

Patterns on request.

III. JUDGES EDUCATION, APPROVED JUDGES for CLASSIC & WESTERN & DRIVING COMPETITIONS, STEWARDS

III.1 Education

ECAHO is educating and approving Sport Judges in order to give the Halter Show organizers good possibility to have well trained and experienced judges for all Sport classes fitting well to the Halter show.

To become ECAHO approve Sport judge, the following steps must be fulfilled:

- to attend ECAHO education courses which contain practical lessons with horses
- to pass written test
- to pass the test judging during competition
- to act at as many times as scribe/probationer at Arabian horse sport event, as your Senior judge/Instructor decided following your written test.
- to be accepted by ECAHO Executive Committee
- A written online test every three years is obligatory for all ECAHO Sport judges.

Judge's card for ECAHO Sport Judges is valid for all classes with rankings:

- Classic Pleasure
- Western Pleasure
- Ladies Side Saddle
- Hunter Pleasure
- Traditional Arabian Riding

- Pleasure Driving
- Children on Lead

and for classes with scores:

- Trail & Hand Trail

Not valid for other classes with scoring (points).

III.2 Officials

III.2.1 ECAHO Approved Sport Judges

ECAHO Sport Judge: all Pleasure disciplines, all Trail, Children on Lead, first ridden,

Austria

Mrs. Andrea ZAUNER

3573 Rosenburg 23/2

ph.: +43 664 4551770

e-mail: pocotopaz@gmx.at

- ECAHO Sport, Western judge (AUT Equestrian federation)

Mrs. Barbara HENGGE

Kaiser Franz Josef Strasse 2/2/13

2301 Gross Enzersdorf

ph.: +43 664 3732021

e-mail: barbara.hengge@a1.net

- ECAHO Sport, Western judge (AUT Equestrian federation & AQHA)

Mrs. Natascha OSCHOUNIG

Lehmweg 7

9241 Wernberg

ph.: +43 664 9109551

e-mail: natascha.oschounig@gmail.com

- ECAHO Sport, Western judge (AUT Equestrian federation)

Mrs. Ariane LIXL

Haslach 16

4894 Oberhofen a.Irrsee

ph.: +43 660 4837653

e-mail: pinto@telering.at

- ECAHO Sport, Western judge (AUT Equestrian federation)

Mrs. Johanna VORRABER

Bergstrasse 11

8160 Weiz/Preding

ph.: +43 664 5142004

e-mail: johanna@vorraber.at

- ECAHO Sport, Western judge (AUT Equestrian federation & AQHA judge)

Mrs. Karoline KIRCHL

Lisztgasse 9

2603 Felixdorf

ph.: +43 650 9229258

e-mail: karokirchl@icloud.com

- ECAHO Sport, Western judge (AUT Equestrian federation)

Belgium

Mrs. Helen HENNEKENS-van NES

Molenstraat 84

2960 Brecht

ph.: +32 3313 6996

mobile: +31 653 855575

e-mail: helen@flaxman.nl

- ECAHO Sport, Halter A, DC B

Poland

Mrs. Magdalena SZARSZEWSKA

Bratuszewo 36

13-306 Kurzętnik

ph.: +48 609500795

e-mail: m.szarszewska@plqha.com

- ECAHO Sport, Western judge NF POL & AQHA

Mrs. Alicja POSZEP CZYŃSKA

Chrcynno 113

05-190 Nasielsk

ph.: +48 697716766

e-mail: alicja_poszepczynska@chrcynno-palac.pl

➤ ECAHO Sport, Halter judge B, DC B

Mrs. Magdalena HELAK-KULCZYŃSKA

Okale 33

24-120 Kazimirz Dol N4

ph.: +48 885100123

e-mail: mhelakkulczynska@gmail.com

➤ ECAHO Sport, Halter judge National

Mrs. Weronika SOSNOWSKA

Kurozweki

Ul Lesna 7/5

28-200 Staszow

ph.: -48 535473265

e-mail: Sosnowska.kurozweki@gmail.com

➤ ECAHO Sport, Halter judge National

Slovenia

Mrs. Barbara BOBEN

Na Korosci 2

1000 Ljubljana

ph.: +38641888403

e-mail: barbaraboben28@gmail.com

➤ ECAHO Sport

Sweden

Mr. Marcus Backlund

Staffansbygd 339

37-346 Holmsjö

ph.: +46 763 758 441

e-mail: backlundmarcus@hotmail.com

- ECAHO Sport, Western judge (SWE & AUT
Equestrian federation)

GUEST JUDGES

from non-ECAHO countries, with ECAHO Judges' education & test

(limited to judge 5 Sport events per year)

Mr. Graham SMITH

ph.: +610418627101

e-mail: graham.smith.canberra@gmail.com

AUSTRALIA

- ECAHO Sport, Halter judge

Please check the recent list on ECAHO website
www.ecaho.org.

Accepted judges must have a license valid for the year of the event, discipline and level issued by: ECAHO (Pleasure), NF/FEI (Dressage, Jumping), NRHA /AQHA (Western), AHA

III.2.2 Stewards

ECAHO, NF or FEI licensed

III.2.3 Course designers

- Show jumping
- Obstacle driving
- Trail
- Horsemanship
- Cross

IV. SPECIAL REQUIREMENTS for the EUROPEAN CHAMPIONSHIPS

IV.1 General Information

- a. ECAHO is only responsible for accepted International Events for Purebred Arabians and for the European Championships.
- b. ECAHO GREEN BOOK & the National Equestrian Rulebook of the hosting country is binding.
- c. European Championship is the major ECAHO Sport event for purebred Arabians in the year.
- d. No other events, shows, classes etc. shall be held during the same weekend at the same venue. Only WAHO accepted Purebred Arabian horses are eligible to participate at the European Championship.
- e. Every country accepts the rules of the respective National Equestrian Federation (FEI) and follows them for International & National Events.
- f. Rules that are not included in this Rule book to be announced on ECAHO website (Traditional Arabian Riding, Classic Pleasure, Pleasure Driving, Ladies Side Saddle, Hunter Pleasure etc.).
- g. European Championships and International Championships are open for all ECAHO Member countries. European Championships are open to horses from all ECAHO member countries, including non-Europeans.
- h. There are no minimum entries of countries for European Championships.
- i. Each organizer of European Championships must have previously organized one international event satisfactory to the Sport Commission.
- j. European Championships Mono will have 1 Qualification Class; the 10 best placed horses will

participate in the Final Class. Winner of the Final Class will gain the title of “European Champion”.

The title goes to the horse.

- k. European Championships All Around Champion:
all M results count together by points, depending on the number of participants in the class, also the results of Mono Finals.
Maximum points 10 in the class.
Any Pleasure Class with 20 or more horses has to be split in two or more sections. After the first short go round, the best 10 horses from all sections will be elected by the judges to compete in the finals.
Only one horse per rider is allowed.
- l. For E Ch All Around a result of Type & Conformation or Liberty or Show is necessary to count together with the sport results of all M classes & E Ch Finals. Points are given by place.
- m. ECAHO will announce an example of an invitation and of patterns for European Championships.
- n. Invitation to the European Championships must be sent at latest 10 month prior to the date of the event for approval to ECAHO Office and Chairman of ECAHO Sport Commission.

IV.2 European Championship

~~MONO~~/FINALS

- Dressage: Prix St. George allowance of snaffle bit or double bridle
- Jumping Finals – 120 cm, max 2 jump off;
- Reining: NRHA difficult, Western Bit or Bosal with hair rope/mecate, no split reins one hand
- Trail: 12 obstacles, 5 combinations, min. 7 poles elevated, Western Bit or Bosal with hair rope one hand
- Pleasure: extended trot, hand gallop/**extended lope** – halt at the hand gallop, stand still with loose reins, western bit or bosal with hair rope/mecate, no split reins, one hand 6 & over
- Traditional Arabian Riding: Walk, canter/lope, hand gallop/**extended lope**, halt from hand gallop, stand still with loose reins (**Western or Classic section may be introduced supposing there are min. 3 starters in style.**)
- Ranch Riding
- Hunter Pleasure
- Ladies Side Saddle, no extended trot no hand gallop, western & classic together or if each 3 participants separate classes,
- No whip at all in E Ch Final disciplines

IV.3 Conditions of Entry

International Sport Event open to horses that are registered at birth in the WAHO recognised studbook of any ECAHO Member Country.

IV.4 Minimum entries at the European Championship

MONO Title

Minimum entries: 2 (two)

Pleasure classes minimum entries 3 (three)

ALL AROUND Title

Minimum entries: 2 (two)

IV.5 Titles

European Champion All Around

Classic, Western, Driving,

European Champion Mono

Dressage, Show Jumping, Classic Pleasure, Trail (Western), Reining, Western Pleasure, Ladies Side Saddle (Western & or Classic), Traditional Arabian Riding western, Traditional Arabian Riding classic, Pleasure Driving, Cross, Ranch Riding, Hunter Pleasure

The titles are given to the horse (not rider/driver). A rider /driver can compete with as many horses as he is able to handle. No waiting time.

The horse is participating for the country where it is registered in the Studbook at the date of entry.

Super Bowl

Award for the Best Nation of the event. The 3 best results of horses from each country would be counted for the Best Nation Award

IV.6 Qualification criteria

The ten bests of the Qualifier class will compete in the Mono Finals

IV.7 License

- a. Any horse participating in the European Championships must be registered at a WAHO recognized studbook and member of ECAHO with a horse passport showing vaccinations, identification & pedigree. The horse will participate for this country where it is registered at the deadline of entry.
- b. Horse passport is required (not FEI Passport).

IV.8 Minimum age of the horse:

- Dressage, 7 years Prix St George
- Jumping, Cross: 6,
- Reining: 6 years
- Western: - all others like: Trail (Western & Classic), Pleasure, Freestyle Reining, Ranch Riding, etc: 4 years
- Horsemanship Classic & Western: 4 years
- Driving: Dressage, Obstacles, Marathon: 6 years
- Driving Pleasure: 4 years
- Speed: 4 years
- Classic Pleasure, Traditional Arabian Riding, Ladies Side Saddle Classic & Western, Hunter Pleasure: 4 years
- Pole Bending: 4 years

IV.9 Minimum Age of Rider, Driver, Handler

The minimum age for participation in any class in any division is 8 years, accompanied by an adult experienced person /trainer, who can assist for checking the parcours (Trail, Show Jumping, Cross) and is available during the action of the child outside but in visible distance from the show ring. Up to an age of 12 of the rider, driver, handler.

Children on lead: no minimum age of rider as long as a second security person is with the kid.

First Ridden walking class, minimum age of rider: 7 years

V. AFFILIATION OF ECAHO SPORT EVENT

1. The organizer sends ECAHO Affiliation form to ECAHO Sport Commission Chairman & cc to ECAHO Office for approval. Dressage/Show Jumping, to be held under ECAHO rules, Pleasure events/classes (Classic-, Hunter- & Western Pleasure, Traditional Arabian Riding, Ladies Side Saddle, Western Trail, Reining, Ranch Riding, to be held under ECAHO Green Book rules.
2. The invitation/schedule should be sent to ECAHO Sport Commission Chairman, cc ECAHO office at least 3 months prior to the date of the event and before the invitation/schedule is published. The ECAHO office/Sport Commission Chairman, reserves right to comment/correct on the schedule/invitation. All judges must be declared.
3. Once the invitation is approved, the event will be published on ECAHO website.
4. The results must be sent to ECAHO Office no later than 3 weeks after the event.
5. Results will be published at the beginning of the next calendar year.
6. Events not affiliated will not be considered in the point counting.

AFFILIATION FORMS & RESULTS FORMS
on www.ecaho.org.

VI. ECAHO NATIONAL SPORT CHAMPIONSHIPS

Only one event of this type per country per year is allowed. Only open to horses registered in a WAHO recognized studbook of the country in which the event is being held. The event to be held with the approval of the National ECAHO Member organization

a.) **Minimum level:** Advanced, recommended Masters if Advance and Master classes are offered, only participants in higher level are eligible for prize money.

b.) **Minimum participants:** min. of 3 horses **registered in the Studbook of the organizing country at the date of the closing date of the entries** must be entered in the class. Horses placed 1st to 3rd in their respective disciplines will get an award and ribbons/sashes. The awards go to owner of the horse.

c.) **Disciplines:**

- Classic Pleasure
- Western Pleasure
- Hunter Pleasure
- Ranch Riding
- Reining
- Dressage
- Show Jumping
- Traditional Arabian Riding Classic
- Traditional Arabian Riding Western
- Ladies Side Saddle (Classic & Western)
- Trail Western
- **Trail Classic**
- **Trail in Hand**

d.) **Minimum results:**

- Dressage: less than 55%
- Reining: less than 60 points
- Ranch Riding less than 60 points
- Trail less than 60 points
- ~~Horsemanship less than 60 points~~

e.) **Disqualified horses** or horses not reaching the minimum points for a positive result will be NOT in the

ranking, cannot be placed and will be not in the ribbons/awards/prize money.

Conditions:

- National Championship Sports in ECAHO member country can be affiliated as separate Sport event or together with the National Championship Show (halter)
- ECAHO National organization must be organizer, co-organizer of the event, or accept this show. Only one event per calendar year allowed.
- Prizemoney will not be awarded in a discipline with less than three entered horses.
- When Traditional Arabian Riding classic and western disciplines are both organized, if one or both have less than 3 entries, it is mandatory to combine the two into one Traditional Arabian Riding class with one result for the riders (1.st classic, 2nd western, 3rd western, 4.th classic) depending on the quality of the rides.
- No Pleasure class may be split unless there are more than 20 participants.
If a class is split into sub-sections, The judges will select from each sub-section, shown in a short pleasure ride, a variable number of eligible final-go-round participants. The total number of selected finalists is a minimum of 10 and a maximum of 20.
As an example: this could be 4 participants from the first sub-section and 8 from the second sub-section, all to the discretion of the judges, as it depends on the average quality in each sub-section. the best of all sections by the discretion of the judges will participate in the final go round for the places 1.st-10.th for the award.
- Minimum age of participating horses: 4 years and older (depending on the discipline)
- if the horse is competing in Advanced and Master level of the same discipline, the award & title can only be awarded for the higher level result.

- The results from the event shall be sent to ECAHO Office and EAHSpC chairman on the appropriate AHPHA form, no later than 4 weeks after the show.

VII. ECAHO SPORT JUDGES MANUAL

Please see separate file (available on www.ecaho.org).

VIII. NATIONAL RULES

Every member country can apply for acceptance in the electronic version of Green Book for their national rules. Other countries can use these rules for their national events.

- **TENT PEGGING**
for ITA, UAE, QAT, OMA, etc.
rules by ITPF, www.itpf.net
- **HORSEBALL** for FRA

If needed, national banners and country codes can be found online under FEI rules.

IX. LAW & ORDER

IX.1 Event Coordinator

The event coordinator may be either one of the ECAHO judges with full license or any other experienced person knowing the ECAHO rules. The event manager cannot be the event coordinator at the same moment.

Short description of the event shall be added to the ECAHO form and sent via electronic way to ECAHO Office.

IX.2 Protests

If a participant or owner feels that a decision of a judge, ring steward or warm up controlling steward is not correct, this person have the right to make a written protest.

a. **at the event:**

- latest 1 hour after the situation has happened the protest must be made in writing and given over at the Show office, together with a deposit of € 200
- the complaint must contain name of person who will represent the rider at the Appeals committee.

Appeals Committee: one representant of Rider, one judge or event coordinator, one event manager. If the decision is in favour of the rider, the decision must be announced at the event as soon as possible. The deposit will be returned to rider. If the protest is considered unfounded, not the deposit will be forfeited and will be sent to ECAHO. The decision must be done in writing, and one copy must be given to all 3 Appeals Committee members. The decision must be signed by all Appeals Committee members.

b. **after the event**

- if a case comes up after the event (overqualified horse etc.), the protest shall be sent in for together with the deposit of € 200 latest 1 week after the event to the ECAHO Office/cc ECAHO Sport Commission Chairman.
- The procedure equals to the procedure described under a., with the exception that all proceedings will be done in writing.
- No protests will be accepted if submitted more than 1 week after the event.